



University of Michigan Asks You (UMAY) Summary Report

University of Michigan - 2017

2017 UMay Summary Report • University of Michigan

Summary Report Notes & Definitions

Purpose

This University of Michigan Ask You (UMAY) Summary Report serves as a snapshot of the University of Michigan’s 2017 data collected as the institution's participation in the Student Experience in the Research University (SERU) national survey. This is a standalone report of data intended as a preview of full results. Requests for additional analyses or more detailed reports should be directed to Carson Phillips <carsonp@umich.edu>, the UMay/SERU coordinator.

What SERU items are included in this Summary Report?

This UMay Summary Report contains response frequencies and means (where applicable) for items in the core section of the 2017 SERU survey related to academics, time use, and satisfaction. It *does not* include data from open-ended items. See Appendix A for a list of questions included in this report.

In addition, open-ended text responses associated with “other” categories have been omitted. Students who select an “other” option (typically included in select all or multiple choice survey questions) have the opportunity to add an open-ended text description of the “other” selection.

Where do the data come from?

Data in the UMay Summary Report are drawn from all 2017 SERU surveys from the University of Michigan where the student agreed to the informed consent statement. Duplicate surveys (students who completed the survey more than once) and null surveys (in which students consented to take the survey but did not answer any items) have been removed from the data set used to prepare this report.

This report *does include* partially completed surveys. Since the UMay Summary Report includes completed and partially completed survey data, not all questions will have the same response total (the total *n* will not match across all tables). This happens for a variety of reasons. Most often, students simply choose not to respond to all questions. In other cases, students may leave the survey and do not return to complete it.

Survey Details

Data Collection Method	Online Survey via Qualtrics Research Suite Software
Survey Launch Date	Wednesday, March 8, 2017
Survey Close Date	Monday, June 15, 2017
Total Number Invited	27,516
Total Completed Surveys	7,351
Response Rate	26.7%

Table of Contents

Academic Engagement.....	2
Student Use of Time	4
Research & Creative Scholarly Experience.....	6
Evaluation of the Primary Major	7
Evaluation of the Educational Experience (for students without a declared major).....	11
Evaluation of the Second Major	13
Co-Curricular Experience.....	16
Academic & Personal Development	17
Overall Satisfaction.....	18
Plans & Aspirations	19
Items Specific to the University of Michigan	20
Select Supplemental Demographic Data about Respondents.....	24
Additional Demographics	25
Appendix A: UMay Questions in 2017 Summary Report.....	26

For questions, please contact Carson Phillips <carsonp@umich.edu>, Office of Budget and Planning.

UMAY 2017: Academic Engagement

1. During this academic year, how often have you done each of the following?

#	Question	Never (1)	Rarely (2)	Occasionally (3)	Somewhat often (4)	Often (5)	Very often (6)	Total Responses
1	Contributed to a class discussion	1%	7%	20%	21%	29%	21%	7293
2	Brought up ideas or concepts from different courses during class discussions	4%	15%	27%	22%	21%	11%	7283
3	Asked an insightful question in class	3%	16%	28%	23%	20%	9%	7263
4	Found your courses so interesting that you did more work than was required	8%	25%	31%	18%	12%	6%	7248
5	Communicated with the instructor outside of class about issue and concepts derived from a course	8%	22%	27%	19%	15%	8%	7290
6	Made a class presentation	7%	15%	28%	21%	18%	11%	7282
7	Had a class in which the professor knew or learned your name	3%	8%	18%	19%	24%	27%	7292

Statistic	Contributed to a class discussion	Brought up ideas or concepts from different courses during class discussions	Asked an insightful question in class	Found your courses so interesting that you did more work than was required	Communicated with the instructor outside of class about issues/concepts derived from a course	Made a class presentation	Had a class in which the professor knew or learned your name
Mean	4.33	3.73	3.68	3.19	3.36	3.61	4.37
Standard Deviation	1.26	1.34	1.31	1.31	1.4	1.41	1.39

2. How frequently have you engaged in these activities so far this academic year?

#	Question	Never (1)	One time (2)	Two times (3)	Three or more times (4)	Total responses
1	Taken a small research-oriented seminar with faculty	72%	16%	7%	5%	7277
2	Chosen challenging courses	3%	12%	30%	56%	7276
3	Worked with a faculty member on an activity other than coursework (e.g., student organization, campus committee, cultural activity)	52%	24%	12%	12%	7278

Statistic	Taken a small research-oriented seminar with faculty	Chosen challenging courses	Worked with a faculty member on an activity other than coursework
Mean	1.44	3.39	1.84
Standard Deviation	0.83	0.79	1.05

3. How frequently during this academic year have you done each of the following?

#	Question	Never (1)	Rarely (2)	Occasionally (3)	Somewhat often (4)	Often (5)	Very often (6)	Total Responses
1	Turned in a course assignment late	46%	37%	12%	3%	1%	1%	7155
2	Gone to class unprepared	13%	41%	32%	10%	3%	2%	7143
3	Skipped class	15%	42%	28%	9%	4%	2%	7129
4	Increased your academic effort due to the high standards of a faculty member	5%	9%	27%	29%	23%	8%	7122
5	Substantially revised a paper before submitting it to be graded	5%	12%	22%	22%	23%	16%	7145
6	Sought academic help from instructor or tutor when needed	9%	16%	26%	20%	18%	12%	7143
7	Studied with a group of classmates outside of class	7%	15%	23%	19%	20%	17%	7138
8	Worked on class projects with classmates outside of class	6%	9%	21%	21%	22%	21%	7141
9	Helped a classmate better understand the course material when studying together	5%	10%	26%	25%	22%	13%	7154

Statistic	Q1	Q2	Q3	Q4	Q5	Q6	Q7	Q8	Q9
Mean	1.8	2.56	2.52	3.8	3.92	3.57	3.8	4.09	3.88
Standard Deviation	0.96	1.05	1.13	1.25	1.42	1.46	1.52	1.46	1.35

4. On average, how much of your assigned course reading have you completed this academic year?

#	Answer	Response	%
1	0-10%	273	4%
2	11-20%	354	5%
3	21-30%	461	6%
4	31-40%	463	6%
5	41-50%	569	8%
6	51-60%	760	11%
7	61-70%	918	13%
8	71-80%	1273	18%
9	81-90%	1058	15%
10	91-100%	1029	14%
Total		7158	100%

Statistic	Value
Mean	6.71
Standard Deviation	2.57

UMAY 2017: Student Use of Time

5. During this academic year, how many hours do you spend in a typical week (7 days) on the following activities?

#	Question	0	1-5	6-10	11-15	16-20	21-25	26-30	More than 30	Total Responses
1	Attending classes, discussion sections, or labs	0%	6%	10%	32%	35%	10%	4%	3%	6987
2	Studying and other academic activities outside of class	0%	8%	20%	23%	21%	13%	7%	8%	6964
3	Attending cultural events, movies, concerts, sports, or other entertainment with others	14%	62%	16%	5%	2%	1%	0%	0%	6977
4	Performing community service or volunteer activities	46%	42%	7%	2%	1%	1%	0%	0%	6981
5	Participating in physical exercise, recreational sports, or physically active hobbies	16%	47%	24%	8%	3%	2%	1%	1%	6990
6	Participating in spiritual or religious activities	67%	25%	4%	2%	1%	1%	0%	0%	6983
7	Participating in student clubs or organizations	22%	43%	20%	8%	4%	2%	1%	1%	6974
8	Socializing with friends	2%	29%	32%	19%	9%	4%	2%	3%	6977
9	Partying	36%	43%	14%	4%	2%	1%	0%	0%	6984
10	Spending time with family	51%	36%	6%	3%	2%	1%	1%	1%	6952
11	Spending time on entertainment from television, internet, and other media	2%	30%	32%	18%	9%	4%	2%	3%	6980

Statistic	Q1	Q2	Q3	Q4	Q5	Q6	Q7	Q8	Q9	Q10	Q11
Mean	4.55	4.63	2.27	1.77	2.49	1.5	2.42	3.37	1.98	1.79	3.38
Standard Deviation	1.26	1.68	1.02	1.01	1.25	0.97	1.32	1.48	1.08	1.19	1.48

6. During this academic year, what was the average number of hours per night you slept on weeknights?

#	Answer	Response	%
1	4 or less	183	3%
2	5	775	11%
3	6	1988	28%
4	7	2586	37%
5	8	1274	18%
6	9 or more	194	3%
Total		7000	100%

7. Have you completed or are you now participating in the following activities at U-M?

#	Question	Yes, doing now or have done	No	Total Responses
1	First-year seminar	43%	57%	6938
2	Learning community (taking two or more linked classes with the same cohort of students)	25%	75%	6903
3	Living-learning program(s) (where students with common interests live together and share learning experiences in and out of the classroom)	21%	79%	6931
4	Writing-intensive/enriched course(s)	56%	44%	6904
5	Academic experiences with a diversity (e.g., race, gender, sexual orientation, etc.) focus	57%	43%	6933
6	Capstone or thesis project(s)	20%	80%	6954
7	Academic service learning or community-based learning experience	25%	75%	6921
8	Research or creative project outside of regular course requirements	43%	57%	6941
9	Credit bearing internship, practicum, or field experience	24%	76%	6931
10	Non-credit bearing internship, practicum, or field experience	38%	62%	6929
11	Honors program	14%	86%	6946
12	Leadership program	14%	86%	6925
13	Entrepreneurial program	6%	94%	6917
14	On campus academic experiences with an international/global focus	16%	84%	6933
15	Study abroad - academically-focused time outside of the U.S. in which at least 1 academic credit is accrued	19%	81%	6947

UMAY 2017: Research & Creative Scholarly Experience

8. Indicate the following scholarship, research, and creative activities that you are currently doing or have completed as a U-M student.

#	Question	Yes, doing now or have done	No	Total Responses
1	A research project or research paper as part of your coursework	73%	27%	6932
2	At least one research methods class	42%	58%	6915
3	At least one independent study course	19%	81%	6917
4	Assist faculty in conducting research	34%	66%	6896
5	A creative project as part of your coursework (e.g., musical or theatrical performance, marketing campaign, curating an art exhibit)	37%	63%	6923
6	Assist faculty with their creative project	8%	92%	6914

9. This academic year, how often have you done each of the following?

#	Question	Never (1)	Rarely (2)	Occasionally (3)	Somewhat often (4)	Often (5)	Very often (6)	Total Responses
Appreciate the world from someone else's perspective								
1	In the classroom	2%	8%	26%	25%	25%	13%	6890
2	Outside the classroom	1%	5%	19%	25%	29%	20%	6887
Interact with someone with views that are different from your own								
3	In the classroom	1%	8%	23%	25%	25%	18%	6879
4	Outside the classroom	1%	6%	19%	25%	27%	22%	6880
Discuss and navigate controversial issues								
5	In the classroom	5%	17%	25%	23%	18%	11%	6884
6	Outside the classroom	1%	8%	22%	26%	24%	18%	6886

Statistic	Appreciate... in the classroom	Appreciate... outside the classroom	Interact... in the classroom	Interact... outside the classroom	Discuss... in the classroom	Discuss... outside the classroom
Mean	4.02	4.36	4.17	4.39	3.64	4.17
Standard Deviation	1.26	1.2	1.27	1.22	1.37	1.27

UMAY 2017: Evaluation of the Primary Major

10. Were the following factors very important to you in deciding on your major?

	Question	Yes	No	Total Responses
1	Intellectual curiosity	94%	6%	4585
2	Leads to a high paying job	58%	42%	4575
3	Prepares me for a fulfilling career	92%	8%	4580
4	Parental/family desires	28%	72%	4571
5	Prestige	47%	53%	4569
6	Could not get into my first choice of major	8%	92%	4557
7	Prepares me for graduate/professional school	61%	39%	4574
8	Other, please elaborate	24%	76%	1232

11. Thinking back over your coursework in your major this academic year, how often were you required to do the following?

#	Question	Never (1)	Rarely (2)	Occasionally (3)	Somewhat often (4)	Often (5)	Very often (6)	Total Responses
1	Recognize or recall specific facts, terms, and concepts	1%	4%	10%	16%	31%	39%	4566
2	Explain methods, ideas, or concepts and use them to solve problems	1%	2%	7%	14%	32%	45%	4558
3	Break down course material into component parts to see the basis for different outcomes and conclusions	1%	4%	11%	19%	32%	32%	4552
4	Judge the value or information, ideas, actions, and conclusions based on the soundness of sources, methods, and reasoning	2%	7%	14%	18%	30%	29%	4560
5	Create or generate new ideas, products, or ways of understanding	2%	8%	16%	21%	26%	26%	4561

Statistic	Recognize or recall specific facts, terms, and concepts	Explain methods, ideas, or concepts and use them to solve problems	Break down course material into component parts to see the basis...	Judge the value or information, ideas, actions, and conclusions...	Create or generate new ideas, products, or ways of understanding
Mean	4.9	5.08	4.72	4.54	4.39
Standard Deviation	1.17	1.08	1.22	1.33	1.37

12. Thinking back over your coursework in your major this academic year, how often did you do each of the following?

#	Question	Never (1)	Rarely (2)	Occasionally (3)	Somewhat often (4)	Often (5)	Very often (6)	Total Responses
1	Used facts and examples to support your viewpoint	2%	4%	11%	16%	32%	35%	4549
2	Incorporated ideas or concepts from different courses when completing assignments	1%	5%	14%	21%	31%	28%	4549
3	Examined how others gathered and interpreted data and assessed the soundness of their conclusions	4%	11%	19%	20%	26%	20%	4548
4	Reconsidered your own position on a topic after assessing the arguments of others	4%	10%	21%	22%	25%	18%	4547

Statistic	Used facts and examples to support your viewpoint	Incorporated ideas or concepts from different courses when completing assignments	Examined how others gathered and interpreted data and assessed the soundness of their conclusions	Reconsidered your own position on a topic after assessing the arguments of others
Mean	4.78	4.6	4.15	4.08
Standard Deviation	1.24	1.22	1.42	1.4

13. Please answer the following questions about your major.

	Question	Yes	No	Total Responses
1	Do you understand how the requirements of your major combine to produce a coherent understanding of a field of study?	93%	7%	4551
2	Are the program requirements well defined?	93%	7%	4557
3	Are department rules and policies clearly communicated?	88%	12%	4556
4	Is the description of the major in the catalog accurate?	95%	5%	4542

14. How often have you experienced the following?

#	Question	Never (1)	Rarely (2)	Occasionally (3)	Somewhat often (4)	Often (5)	Very often (6)	Total Responses
1	Open channels of communication between faculty and students regarding student needs, concerns, and suggestions	1%	6%	16%	23%	33%	21%	4522
2	Students treated equitably and fairly by the faculty	0%	2%	8%	17%	43%	31%	4526
3	Clear explanation of what constitutes plagiarism	2%	4%	9%	15%	34%	36%	4520
4	Faculty providing prompt and useful feedback on student work	0%	4%	13%	30%	34%	18%	4516
5	Faculty maintaining respectful interactions in classes	0%	1%	5%	13%	44%	37%	4522
6	Opportunities for active participation in lecture and discussion classes	0%	2%	9%	18%	37%	33%	4522
7	An instructor who increases your enthusiasm for subject	1%	5%	15%	22%	32%	26%	4523

Statistic	Open channels of communication between faculty and students...	Students treated equitably and fairly by the faculty	Clear explanation of what constitutes plagiarism	Faculty providing prompt and useful feedback...	Faculty maintaining respectful interactions in classes	Opportunities for active participation in lecture...	An instructor who increases...
Mean	4.44	4.92	4.84	4.47	5.11	4.88	4.58
Standard Deviation	1.23	0.99	1.22	1.09	0.88	1.06	1.2

15. How satisfied or dissatisfied are you with each of the following aspects of your educational experience in the major?

#	Question	Very dissatisfied (1)	Dissatisfied (2)	Somewhat dissatisfied (3)	Somewhat satisfied (4)	Satisfied (5)	Very satisfied (6)	Total Responses
1	Variety of courses available in your major	2%	5%	11%	21%	34%	26%	4496
2	Quality of lower-division courses in your major	2%	5%	12%	25%	38%	18%	4355
3	Quality of upper-division courses in your major	1%	3%	7%	18%	40%	31%	4153
4	Communication between students and the department	3%	5%	11%	23%	35%	23%	4463






Statistic	Variety of courses available in your major	Quality of lower-division courses in your major	Quality of upper-division courses in your major	Communication between students and the department
Mean	4.59	4.45	4.86	4.51
Standard Deviation	1.24	1.19	1.09	1.27

16. [All students regardless of major declaration] How satisfied are you with each of the following aspects of your educational experience overall?

#	Question	Very dissatisfied (1)	Dissatisfied (2)	Somewhat dissatisfied (3)	Somewhat satisfied (4)	Satisfied (5)	Very satisfied (6)	Total Responses
1	Academic advising by faculty	2%	5%	9%	29%	39%	15%	6659
2	Academic advising by school or college staff	3%	7%	12%	28%	36%	15%	6641
3	Academic advising by departmental staff	2%	5%	9%	28%	39%	17%	6613
4	Quality of faculty instruction	1%	2%	6%	23%	48%	20%	6592
5	Quality of teaching by graduate students (TAs, AIs)	1%	4%	11%	31%	38%	14%	6645
6	Availability of courses for general education or breadth requirements	1%	4%	10%	27%	42%	16%	6651
7	Availability of courses needed for graduation	2%	4%	9%	23%	45%	17%	6655
8	Access to small classes	2%	7%	14%	26%	36%	15%	6659
9	Access to faculty outside of class	1%	3%	9%	26%	44%	18%	6636
10	Ability to get into a major that you want	2%	2%	5%	14%	44%	33%	6643
11	Opportunities for research experience or to produce creative products	2%	5%	13%	29%	35%	16%	6637
12	Educational enrichment programs (e.g., service-learning, study abroad, internships)	2%	5%	11%	28%	38%	16%	6627
13	Availability of library research resources	1%	1%	4%	22%	45%	27%	6621

Statistic	Q1	Q2	Q3	Q4	Q5	Q6	Q7	Q8	Q9	Q10	Q11	Q12	Q13
Mean	4.42	4.31	4.47	4.76	4.44	4.51	4.58	4.32	4.63	4.96	4.37	4.44	4.91
Standard Deviation	1.15	1.23	1.15	0.97	1.08	1.09	1.09	1.23	1.01	1.05	1.16	1.14	0.92

17. [All students regardless of major declaration] How many professors do you know well enough to ask for a letter of recommendation in support of an application for a job or for graduate or professional school?

#	Answer		Response	%
0	Zero		1384	21%
1	1		1743	26%
2	2		1876	28%
3	3		1031	15%
4	4 or more		661	10%
Total			6695	100%

UMAY 2017: Evaluation of the Educational Experience (for students without a declared major)

18. Thinking back over your coursework this academic year, how often were you required to do the following?

#	Question	Never (1)	Rarely (2)	Occasionally (3)	Somewhat often (4)	Often (5)	Very often (6)	Total Responses
1	Recognize or recall specific facts, terms, and concepts	0%	1%	8%	16%	34%	40%	2241
2	Explain methods, ideas, or concepts and use them to solve problems	0%	2%	7%	15%	37%	38%	2236
3	Break down course material into component parts to see the basis for different outcomes and conclusions	1%	5%	15%	22%	32%	24%	2235
4	Judge the value or information, ideas, actions, and conclusions based on the soundness of sources, methods, and reasoning	2%	7%	16%	24%	30%	21%	2235
5	Create or generate new ideas, products, or ways of understanding	3%	9%	20%	23%	26%	19%	2241

Statistic	Recognize or recall specific facts, terms, and concepts	Explain methods, ideas, or concepts and use them to solve problems	Break down course material into component parts to see the basis...	Judge the value or information, ideas, actions, and conclusions...	Create or generate new ideas, products, or ways of understanding
Mean	5.02	5.01	4.49	4.37	4.19
Standard Deviation	1.02	1.03	1.24	1.27	1.33

19. Thinking back over all of your coursework this academic year, how often did you do each of the following?

#	Question	Never (1)	Rarely (2)	Occasionally (3)	Somewhat often (4)	Often (5)	Very often (6)	Total Responses
1	Used facts and examples to support your viewpoint	1%	2%	8%	16%	37%	36%	2230
2	Incorporated ideas or concepts from different courses when completing assignments	1%	8%	22%	24%	28%	18%	2230
3	Examined how others gathered and interpreted data and assessed the soundness of their conclusions	3%	11%	21%	25%	26%	15%	2230
4	Reconsidered your own position on a topic after assessing the arguments of others	2%	6%	22%	26%	28%	16%	2227

Statistic	Used facts and examples to support your viewpoint	Incorporated ideas or concepts from different courses when completing assignments	Examined how others gathered and interpreted data and assessed the soundness of their conclusions	Reconsidered your own position on a topic after assessing the arguments of others
Mean	4.97	4.22	4.04	4.19
Standard Deviation	1.04	1.25	1.33	1.22

20. How often have you experienced the following?

#	Question	Never (1)	Rarely (2)	Occasionally (3)	Somewhat often (4)	Often (5)	Very often (6)	Total Responses
1	Open channels of communication between faculty and students regarding student needs, concerns, and suggestions	2%	8%	19%	26%	31%	14%	2212
2	Students treated equitably and fairly by the faculty	0%	1%	7%	18%	47%	26%	2209
3	Clear explanation of what constitutes plagiarism	1%	5%	11%	17%	34%	32%	2211
4	Faculty providing prompt and useful feedback on student work	1%	3%	17%	33%	34%	13%	2199
5	Faculty maintaining respectful interactions in classes	0%	1%	6%	15%	46%	32%	2202
6	Opportunities for active participation in lecture and discussion classes	0%	2%	10%	25%	39%	24%	2208
7	An instructor who increases your enthusiasm for subject	1%	5%	16%	26%	33%	19%	2211

Statistic	Open channels of communication between faculty and students...	Students treated equitably and fairly by the faculty	Clear explanation of what constitutes plagiarism	Faculty providing prompt and useful feedback...	Faculty maintaining respectful interactions in classes	Opportunities for active participation in lecture...	An instructor who increases...
Mean	4.18	4.89	4.74	4.35	5.02	4.73	4.42
Standard Deviation	1.23	0.94	1.21	1.04	0.9	1.01	1.16

UMAY 2017: Evaluation of the Second Major

21. Were the following factors very important to you in deciding on your second major?

	Question	Yes	No	Total Responses
1	Intellectual curiosity	98%	2%	135
2	Leads to a high paying job	25%	75%	133
3	Prepares me for a fulfilling career	87%	13%	135
4	Parental/family desires	11%	89%	134
5	Prestige	26%	74%	133
6	Could not get into my first choice of major	3%	97%	133
7	Prepares me for graduate/professional school	66%	34%	134
8	Other, please elaborate	44%	56%	25

22. Thinking back over your coursework in your major this academic year, how often were you required to do the following?

#	Question	Never (1)	Rarely (2)	Occasionally (3)	Somewhat often (4)	Often (5)	Very often (6)	Total Responses
1	Recognize or recall specific facts, terms, and concepts	2%	9%	10%	19%	25%	34%	135
2	Explain methods, ideas, or concepts and use them to solve problems	1%	6%	8%	16%	27%	41%	135
3	Break down course material into component parts to see the basis for different outcomes and conclusions	1%	4%	10%	15%	36%	35%	135
4	Judge the value or information, ideas, actions, and conclusions based on the soundness of sources, methods, and reasoning	5%	4%	14%	16%	28%	33%	135
5	Create or generate new ideas, products, or ways of understanding	5%	4%	16%	19%	19%	38%	135

Statistic	Recognize or recall specific facts, terms, and concepts	Explain methods, ideas, or concepts and use them to solve problems	Break down course material into component parts to see the basis...	Judge the value or information, ideas, actions, and conclusions...	Create or generate new ideas, products, or ways of understanding
Mean	4.59	4.84	4.84	4.58	4.54
Standard Deviation	1.4	1.29	1.2	1.43	1.49

23. Thinking back over your coursework in your major this academic year, how often did you do each of the following?

#	Question	Never (1)	Rarely (2)	Occasionally (3)	Somewhat often (4)	Often (5)	Very often (6)	Total Responses
1	Used facts and examples to support your viewpoint	2%	4%	8%	19%	29%	38%	135
2	Incorporated ideas or concepts from different courses when completing assignments	1%	3%	11%	18%	33%	34%	135
3	Examined how others gathered and interpreted data and assessed the soundness of their conclusions	9%	6%	16%	14%	27%	28%	135
4	Reconsidered your own position on a topic after assessing the arguments of others	7%	6%	20%	13%	27%	27%	135

Statistic	Used facts and examples to support your viewpoint	Incorporated ideas or concepts from different courses when completing assignments	Examined how others gathered and interpreted data and assessed the soundness of their conclusions	Reconsidered your own position on a topic after assessing the arguments of others
Mean	4.81	4.82	4.28	4.3
Standard Deviation	1.27	1.15	1.59	1.53

24. Please answer the following questions about your second major.

	Question	Yes	No	Total Responses
1	Do you understand how the requirements of your (second) major combine to produce a coherent understanding of a field of study?	94%	6%	135
2	Are the program requirements well defined?	90%	10%	135
3	Are department rules and policies clearly communicated?	90%	10%	135
4	Is the description of the (second) major in the catalog accurate?	97%	3%	135

25. Please answer the following questions about your experience in the second major. How often have you experienced the following?

#	Question	Never (1)	Rarely (2)	Occasionally (3)	Somewhat often (4)	Often (5)	Very often (6)	Total Responses
1	Open channels of communication between faculty and students regarding student needs, concerns, and suggestions	0%	4%	5%	14%	36%	40%	134
2	Students treated equitably and fairly by the faculty	0%	1%	2%	8%	37%	52%	135
3	Faculty clearly explaining what constitutes plagiarism and its consequences	1%	4%	6%	13%	28%	47%	135
4	Faculty providing prompt and useful feedback on student work	1%	2%	5%	16%	36%	40%	135

Statistic	Open channels of communication between faculty and students regarding student needs, concerns, and suggestions	Students treated equitably and fairly by the faculty	Faculty clearly explaining what constitutes plagiarism and its consequences	Faculty providing prompt and useful feedback on student work
Mean	5.02	5.37	5.04	5.01
Standard Deviation	1.08	0.79	1.22	1.1

26. How satisfied or dissatisfied are you with each of the following aspects of your educational experience in your second major?

#	Question	Very dissatisfied (1)	Dissatisfied (2)	Somewhat dissatisfied (3)	Somewhat satisfied (4)	Satisfied (5)	Very satisfied (6)	Total Responses
1	Variety of courses available in your (second) major	1%	2%	10%	16%	28%	43%	131
2	Quality of lower-division courses in your (second) major	2%	2%	6%	20%	34%	36%	126
3	Quality of upper-division courses in your (second) major	2%	1%	7%	10%	26%	54%	127
4	Communication between students and the department	0%	5%	3%	16%	31%	45%	131

Statistic	Variety of courses available in your (second) major	Quality of lower-division courses in your (second) major	Quality of upper-division courses in your (second) major	Communication between students and the department
Mean	4.97	4.89	5.21	5.09
Standard Deviation	1.15	1.15	1.1	1.07

UMAY 2017: Co-Curricular Experience

27. While a student at U-M, have you been involved or are you currently involved in a student organization(s)?

	Question	Yes	No	Total Responses
1	While a student at U-M, have you been involved or are you currently involved in a student organization(s)?	82%	18%	6713

28. [If answered "Yes" to Q27] Are you or have you been an officer of a student organization?

	Question	Yes	No	Total Responses
1	Are you or have you been an officer of a student organization?	50%	50%	5427

29. [If answered "Yes" to Q27] During the current academic year, how often have you done the following activities in a student club or organization of which you are a member?

#	Question	Never (1)	1-2 times (2)	3-5 times (3)	More than 5 times (4)	Total responses
1	Chaired a meeting	57%	15%	7%	21%	5422
2	Planned an event	36%	28%	16%	20%	5433
3	Promoted or marketed an event	31%	28%	19%	23%	5412
4	Led or facilitated a discussion	40%	25%	14%	22%	5408
5	Recruited new members for the organization/club	30%	32%	18%	20%	5440
6	Mediated a dispute	57%	25%	10%	8%	5424
7	Partnered with a community organization or organized community outreach	47%	30%	13%	11%	5432
8	Developed a budget	64%	20%	8%	8%	5435
9	Delegated tasks to others	37%	24%	15%	24%	5430

Statistic	Q1	Q2	Q3	Q4	Q5	Q6	Q7	Q8	Q9
Mean	1.93	2.21	2.34	2.16	2.29	1.69	1.88	1.6	2.25
Standard Deviation	1.22	1.14	1.14	1.17	1.1	0.95	1.01	0.94	1.19

30. [If answered "Yes" to Q27] Please rate how important your interactions with other students in student clubs and organizations has been to each of the following:

#	Question	Of no importance (1)	Somewhat important (2)	Very important (3)	Essential (4)	Total responses
1	Becoming more dependable and reliable	7%	26%	41%	26%	5396
2	Learning how to resolve disputes	15%	33%	32%	20%	5382
3	Developing an ability to work with others to accomplish a goal	5%	18%	40%	37%	5383
4	Developing your knowledge of how organizations work	6%	25%	41%	28%	5389
5	Understanding how to succeed in competitive situations	15%	27%	36%	22%	5392
6	Developing oral presentation skills	14%	27%	33%	26%	5394
7	Developing networking skills	10%	24%	36%	30%	5393
8	Developing writing skills	28%	31%	25%	16%	5393

Statistic	Q1	Q2	Q3	Q4	Q5	Q6	Q7	Q8
Mean	2.85	2.57	3.09	2.9	2.65	2.7	2.87	2.3
Standard Deviation	0.89	0.97	0.86	0.87	0.98	1.01	0.96	1.04

UMAY 2017: Academic & Personal Development

31. Please rate your level of proficiency in the following areas when you started at U-M and now.

#	Question	Very poor (1)	Poor (2)	Fair (3)	Good (4)	Very good (5)	Excellent (6)	Total Responses					
Analytical and critical thinking skills													
1	When you started here	1%	4%	30%	43%	19%	4%	6624					
2	Now	0%	1%	4%	24%	53%	19%	6618					
Ability to be clear and effective when writing													
3	When you started here	1%	7%	29%	38%	20%	5%	6619					
4	Now	0%	1%	8%	30%	43%	17%	6621					
Ability to read and comprehend academic material													
5	When you started here	1%	10%	31%	36%	17%	5%	6621					
6	Now	0%	1%	7%	30%	46%	16%	6619					
Understanding your field of study (i.e., college major)													
7	When you started here	8%	24%	36%	23%	8%	2%	6618					
8	Now	1%	2%	7%	24%	43%	24%	6617					
Quantitative (mathematical and statistical) skills													
9	When you started here	2%	9%	29%	36%	19%	5%	6618					
10	Now	2%	6%	20%	34%	28%	10%	6617					
Oral communication skills													
11	When you started here	2%	10%	30%	35%	17%	5%	6623					
12	Now	0%	2%	11%	31%	38%	18%	6622					
Statistic		Q1	Q2	Q3	Q4	Q5	Q6	Q7	Q8	Q9	Q10	Q11	Q12
Mean		3.88	4.84	3.83	4.67	3.73	4.69	3.05	4.8	3.74	4.12	3.71	4.59
Standard Deviation		0.92	0.8	1.03	0.92	1.05	0.87	1.13	0.97	1.08	1.12	1.1	0.98

32. Please rate your level of proficiency in the following areas when you started at U-M and now.

#	Question	Very poor (1)	Poor (2)	Fair (3)	Good (4)	Very good (5)	Excellent (6)	Total Responses					
Ability to understand international perspectives (economic, political, social, cultural)													
1	When you started here	3%	17%	33%	30%	13%	4%	6572					
2	Now	0%	2%	10%	32%	39%	17%	6567					
Leadership skills													
3	When you started here	2%	9%	30%	35%	19%	5%	6571					
4	Now	0%	2%	13%	31%	36%	18%	6565					
Library and online information research skills (e.g., finding books, articles, evaluating information sources)													
5	When you started here	3%	17%	35%	30%	11%	4%	6570					
6	Now	0%	3%	16%	34%	33%	12%	6568					
Ability to prepare and make presentations													
7	When you started here	1%	7%	30%	40%	17%	5%	6562					
8	Now	0%	1%	9%	34%	39%	17%	6570					
Ability to design, conduct, and evaluate research													
9	When you started here	7%	25%	37%	22%	6%	2%	6568					
10	Now	1%	6%	21%	34%	29%	9%	6565					
Interpersonal and teamwork skills													
11	When you started here	1%	4%	24%	41%	23%	6%	6568					
12	Now	0%	1%	7%	29%	43%	21%	6569					
Statistic		Q1	Q2	Q3	Q4	Q5	Q6	Q7	Q8	Q9	Q10	Q11	Q12
Mean		3.46	4.59	3.77	4.53	3.4	4.35	3.79	4.62	3.02	4.1	4	4.76
Standard Deviation		1.14	0.96	1.07	1.03	1.1	1.02	1.01	0.92	1.08	1.1	0.98	0.9

UMAY 2017: Overall Satisfaction

33. How satisfied or dissatisfied are you with the following aspects of your campus experiences/education?

#	Question	Very dissatisfied (1)	Dissatisfied (2)	Somewhat dissatisfied (3)	Somewhat satisfied (4)	Satisfied (5)	Very satisfied (6)	Total Responses
1	My U-M grade point average	6%	12%	18%	24%	27%	12%	6567
2	Overall social experience	2%	5%	11%	26%	37%	19%	6556
3	Overall academic experience	1%	3%	8%	26%	44%	17%	6557
4	Value of your education for the price you are paying	4%	6%	14%	28%	31%	17%	6563

Statistic	My U-M grade point average	Overall social experience	Overall academic experience	Value of your education for the price you are paying
Mean	3.9	4.46	4.59	4.28
Standard Deviation	1.41	1.2	1.06	1.29

34. Please select your level of agreement with the following statements.

#	Question	Strongly disagree (1)	Disagree (2)	Somewhat disagree (3)	Somewhat agree (4)	Agree (5)	Strongly agree (6)	Total Responses
1	I feel valued as an individual at this campus	4%	7%	13%	32%	33%	11%	6571
2	I feel that I belong at U-M	3%	4%	8%	22%	38%	25%	6569
3	Knowing what I know now, I would still choose to enroll at U-M	2%	3%	6%	16%	32%	42%	6571

Statistic	I feel valued as an individual at this campus	I feel that I belong at U-M	Knowing what I know now, I would still choose to enroll at U-M
Mean	4.17	4.64	4.98
Standard Deviation	1.23	1.21	1.18

UMAY 2017: Plans & Aspirations

35. Which of the following best represents your plans for after graduation? (Select only one)

#	Answer	Response	%
1	Enroll in graduate or professional school	2473	37%
2	Work full-time	2828	43%
3	Work part-time	44	1%
4	Be self-employed	50	1%
5	Study or work abroad	142	2%
6	Join armed forces	32	0%
7	Paid internship	119	2%
8	Unpaid internship/ volunteer	41	1%
9	Take a year off	208	3%
10	Do something else	31	0%
11	I have no idea at this point	603	9%
12	Other	33	0%
Total		6604	100%

36. What career do you hope to eventually have after you have completed your education?

#	Answer	Response	%
1	Agriculture, Food, & Natural Resources	71	1%
2	Architecture & Construction	52	1%
3	Arts, Audio/Visual Technology, & Communications	409	6%
4	Business Management & Administration	516	8%
5	Education & Training	231	3%
6	Finance	324	5%
7	Government & Public Administration	251	4%
8	Health Science	1411	21%
9	Hospitality & Tourism	13	0%
10	Human Services	175	3%
11	Information Technology	136	2%
12	Law, Public Safety, Corrections, & Security	302	5%
13	Manufacturing	44	1%
14	Marketing, Sales, and Service	223	3%
15	Military Service	30	0%
16	Science, Technology, Engineering, & Mathematics	1628	25%
17	Transportation, Distribution, & Logistics	30	0%
18	I have no idea whatsoever	350	5%
19	Other	413	6%
Total		6609	100%

37. What is the highest academic degree or credential that you plan to eventually earn?

#	Answer	Response	%
1	Bachelor's degree (B.A., B.S., etc.)	874	13%
2	Teaching credential	24	0%
3	Business master's (M.B.A.)	899	14%
4	Other professional master's (M.Ed., M.PP., M.PH., M.FA., M.LIS., M.SN., M.SW., M.ARCH., etc.)	656	10%
5	Academic master's (M.A., M.S., etc.)	852	13%
6	Law degree (L.L.B. or J.D.)	433	7%
7	Medical doctorate other than M.D. (D.O., D.D.S., D.V.M., etc.)	210	3%
8	Medical doctor (M.D.)	674	10%
9	Doctorate (Ph.D., Ed.D., etc.)	868	13%
10	Multiple doctoral degrees (M.D./Ph.D.)	156	2%
11	If other, please elaborate	100	2%
12	I do not know yet	860	13%
Total		6606	100%

UMAY 2017: Items Specific to the University of Michigan

38. How easy or difficult has each of the following been for you at U-M? (Note: If not important to you, please indicate as such.)

#	Question	Not Important to Me (1)	Very Difficult (2)	Difficult (3)	Neutral (4)	Easy (5)	Very Easy (6)	Total Responses
1	Finding people on campus who share my background and experiences	6%	7%	14%	25%	37%	12%	6459
2	Developing friendships with other students	1%	5%	14%	23%	41%	16%	6446
3	Feeling comfortable in the campus community--feeling as though I belong here	1%	5%	14%	24%	41%	15%	6448
4	Developing effective study habits	0%	6%	23%	27%	34%	9%	6440
5	Being taken seriously academically--to have professors think I am capable of doing quality work	1%	2%	8%	28%	44%	16%	6444
6	Feeling on top of the academics--confident I can do the work required	0%	9%	25%	31%	28%	7%	6442
7	Participating in & making contributions to class discussions & projects	1%	4%	15%	29%	41%	11%	6435
8	Raising a question in class about something I do not understand	1%	7%	23%	29%	31%	9%	6435
9	Approaching instructors for advice and assistance	1%	5%	17%	27%	38%	11%	6428
10	Finding academic help when I need it	1%	3%	12%	30%	43%	11%	6432
11	Identifying my academic & intellectual strengths and interests	1%	4%	15%	25%	45%	11%	6435
12	Accessing information about academic opportunities such as study abroad, honors, service learning, research programs, etc.	3%	3%	11%	28%	43%	11%	6435
13	Getting involved in campus programs outside of the classroom (i.e. Student Life programming, Trotter Center, ASB, optiMize)	10%	4%	14%	30%	33%	10%	6434
14	Finding ways to be involved in student clubs & organizations	4%	3%	11%	24%	43%	16%	6431

Statistic	1	2	3	4	5	6	7	8	9	10	11	12	13	14
Mean	4.17	4.49	4.42	4.16	4.60	3.98	4.38	4.10	4.31	4.44	4.43	4.38	4.02	4.49
Standard Deviation	1.32	1.11	1.12	1.10	1.00	1.09	1.04	1.12	1.09	1.01	1.02	1.12	1.37	1.18

39. Indicate your level of agreement with the following statements:

#	Question	Strongly Disagree (1)	Disagree (2)	Somewhat disagree (3)	Somewhat agree (4)	Agree (5)	Strongly agree (6)	Total Responses
1	I was prepared academically for U-M	4%	7%	11%	25%	34%	19%	6440
2	I am performing up to my academic potential	4%	8%	16%	29%	30%	13%	6433
3	I feel valued as an individual at this institution	3%	6%	14%	30%	35%	11%	6436
4	U-M has a strong commitment to undergraduate education	1%	3%	5%	22%	47%	21%	6426
5	U-M has a strong commitment to diversity	3%	5%	11%	27%	36%	17%	6437
6	Diversity is important at this institution	3%	5%	10%	25%	38%	20%	6428
7	Diversity is important to me	1%	2%	4%	17%	37%	39%	6425

Statistic	I was prepared academically for U-M	I am performing up to my academic potential	I feel valued as an individual at this institution	U-M has a strong commitment to undergraduate education	U-M has a strong commitment to diversity	Diversity is important at this institution	Diversity is important to me
Mean	4.36	4.11	4.22	4.75	4.39	4.50	5.03
Standard Deviation	1.31	1.28	1.18	1.01	1.22	1.21	1.05

40. Based on your experience and observation, rate the general climate for students at U-M along the following dimensions. Campus Climate is:

#	Question	1	2	3	4	5	6	Total Responses
1	Friendly : Hostile	21%	48%	20%	7%	3%	1%	6434
2	Caring : Impersonal	16%	34%	27%	13%	8%	3%	6436
3	Respectful : Disrespectful	20%	42%	26%	8%	3%	1%	6433
4	Safe : Dangerous	20%	42%	28%	8%	2%	1%	6434

Statistic	Friendly : Hostile	Caring : Impersonal	Respectful : Disrespectful	Safe : Dangerous
Mean	2.25	2.73	2.37	2.31
Standard Deviation	1.02	1.26	1.06	0.98

41. During the 2016 national election, did you vote for President?

#	Question	Yes	No	Total Responses
1	During the 2016 national election did you vote for President?	77%	23%	6364

42. [If selected "No" to Q.41] Why did you not vote?

#	Answer	Response	%
1	I was not 18 at the time of the election	79	5%
2	I am not a US citizen	383	26%
3	I was not registered	239	17%
4	I did not know where my polling location was	29	2%
5	The wait at my polling location was too long	18	1%
6	I had a class conflict on election day or an exam/coursework deadline	75	5%
7	I did not know how to get/submit an absentee ballot	83	6%
8	I was registered but not where I go to school	151	10%
9	I was eligible and intended to vote but ran out of time	86	6%
10	I was eligible to vote but chose not to vote	305	21%
Total		1448	100%

43. Please select your level of agreement or disagreement with the following statements:

#	Question	Strongly Disagree (1)	Disagree (2)	Somewhat disagree (3)	Somewhat agree (4)	Agree (5)	Strongly agree (6)	Total Responses
1	I feel like I have a good understanding of political issues facing this country	1%	5%	10%	34%	33%	17%	6249
2	I believe I have a role to play in the political process	2%	5%	9%	25%	34%	25%	6234
3	I think I am better informed about politics and government than most people	3%	9%	17%	31%	24%	17%	6240
4	I consider myself well qualified to participate in the political process	2%	6%	11%	28%	33%	20%	6227
5	I feel that my vote makes a difference	6%	8%	14%	28%	28%	17%	6230

Statistic	I feel like I have a good understanding of political issues facing this country	I believe I have a role to play in the political process	I think I am better informed about politics and government than most people	I consider myself well qualified to participate in the political process	I feel that my vote makes a difference
Mean	4.45	4.58	4.13	4.43	4.15
Standard Deviation	1.11	1.22	1.30	1.23	1.39

44. Were you registered to vote in Ann Arbor for the 2016 National Election?

#	Question	Yes	No	Total Responses
1	Were you registered to vote in Ann Arbor for the 2016 National Election?	38%	62%	6254

45. Please select your level of agreement or disagreement with the following statements:

#	Question	Strongly Disagree (1)	Disagree (2)	Somewhat disagree (3)	Somewhat agree (4)	Agree (5)	Strongly agree (6)	Total Responses
1	I think U-M makes it easy for students to register to vote	1%	2%	5%	18%	42%	30%	2393
2	I know who the local (Ann Arbor) elected officials are	19%	33%	16%	16%	11%	4%	2393
3	I know who the state (Michigan) elected officials are	12%	21%	15%	25%	20%	7%	2392
4	I had an understanding of local (Ann Arbor) ballot measures on/before election day	13%	21%	15%	23%	21%	7%	2392

Statistic	I think U-M makes it easy for students to register to vote	I know who the local (Ann Arbor) elected officials are	I know who the state (Michigan) elected officials are	I had an understanding of local (Ann Arbor) ballot measures on/before election day
Mean	4.88	2.79	3.40	3.40
Standard Deviation	1.06	1.42	1.48	1.51

46. Which of the following were the most important issues for you in the presidential election? [select up to 3]

#	Answer	Response	% of respondents that answered Q46 (n = 6119)
1	Abortion	1108	18%
2	Climate change	1641	27%
3	Defense/National security	504	8%
4	Education	2134	35%
5	Equal rights/pay/opportunity	2188	36%
6	Environment	1242	20%
7	Federal budget deficit/Balance budget	418	7%
8	Foreign policy/International affairs	1539	25%
9	Government regulation	397	7%
10	Healthcare	2091	34%
11	Honesty/Integrity	1570	26%
12	Jobs	754	12%
13	Medicare/Care for the elderly	163	3%
14	Social security	142	2%
15	The economy	1549	25%
16	Taxes	495	8%

Select Supplemental Demographic Data about Respondents

(from University of Michigan official records)

Residency

	Response	%
In-State	4,856	66%
Out-of-State	2,495	34%
Total	7,351	100%

Sex

	Response	%
Male	2,849	39%
Female	4,502	61%
Total	7,351	100%

Class Level (based on credit hours as of Winter 2017)

	Response	%
Freshman	766	10%
Sophomore	1,734	24%
Junior	1,734	24%
Senior	3,117	42%
Total	7,351	100%

Matriculation Status at Entry

	Response	%
Freshman	6,550	89%
Transfer	797	11%
Other	4	0%
Total	7,351	100%

U-M School/College

	Response	%
Taubman (Architecture)	38	1%
Stamps (Art & Design)	120	2%
Ross (Business)	444	6%
Dentistry (Dental Hygiene)	57	1%
Education	41	1%
Engineering	1,541	21%
Information	50	1%
Joint degree	2	0%
Kinesiology	257	4%
LSA	4,273	58%
Music, Theatre & Dance	204	3%
Nursing	282	4%
Pharmacy	4	0%
Ford (Public Policy)	38	1%
Total	7,351	100%

Race/Ethnicity

	Response	%
African American	324	4%
Hispanic/Latino	392	5%
Native American	19	0%
Native Hawaiian/Pacific Islander	2	0%
Asian American	1,076	15%
White	4,511	61%
2 or More Races	323	4%
Not Indicated/No Data	368	5%
International	336	5%
Total	7,351	100%

Has Declared a Major

	Response	%
Yes	4,927	67%
No	2,424	33%
Total	7,351	100%

UMAY 2017: Additional Demographics

What is your religious/spiritual preference?

	Response	%
No preference	1229	19%
Agnostic	727	11%
Atheist	703	11%
Buddhist	67	1%
Christian, Catholic	1673	26%
Christian, Evangelical Protestant (e.g., Assemblies of God, Southern Baptist Convention, Lutheran Church-Missouri Synod, Pentecostal)	338	5%
Christian, Mainline Protestant (e.g., Episcopal church, Evangelical Lutheran Church in America, United Methodist Church, Presbyterian Church (USA))	570	9%
Hindu	186	3%
Jewish	468	7%
Muslim	171	3%
Spiritual (no specific religion)	178	3%
Other, specify:	219	3%
Total	6529	100%

How would you characterize your sexual orientation?

	Response	%
Heterosexual or straight	5624	86%
Gay or lesbian	210	3%
Bisexual	306	5%
Queer	106	2%
Questioning	87	1%
Other, please specify	84	1%
Decline to state	114	2%
Total	6531	100%

Appendix A: UMay Questions in 2017 Summary Report

Academic Engagement

1. During this academic year, how often have you done each of the following? (7 questions about class experiences)
2. How frequently have you engaged in these activities so far this academic year? (3 questions about faculty interactions)
3. How frequently during this academic year have you done each of the following? (9 questions about class assignments/homework)
4. On average, how much of your assigned course reading have you completed this academic year?

Student Use of Time

5. During this academic year, how many hours do you spend in a typical week (7 days) on the following activities? (such as attending classes, entertainment, etc.)
6. During this academic year, what was the average number of hours per night you slept on weeknights?
7. Have you completed or are you now participating in the following activities at U-M? (living-learning community, leadership program, study abroad, etc.)

Research & Creative Scholarly Experience

8. Indicate the following scholarship, research, and creative activities that you are currently doing or have completed as a U-M student.
9. This academic year, how often have you done each of the following? (Appreciate the world from someone else's perspective, discuss and navigate controversial issues, etc.)

Evaluation of the Primary Major

10. Were the following factors very important to you in deciding on your major?
11. Thinking back over your coursework in your major this academic year, how often were you required to do the following? (5 questions)
12. Thinking back over your coursework in your major this academic year, how often did you do each of the following? (4 questions)
13. Please answer the following questions about your major. (4 questions)
14. How often have you experienced the following? (7 questions)
15. How satisfied or dissatisfied are you with each of the following aspects of your educational experience in the major? (4 questions)
16. [All students regardless of major declaration] How satisfied or dissatisfied are you with each of the following aspects of your educational experience overall? (13 questions)
17. [All students regardless of major declaration] How many professors do you know well enough to ask for a letter of recommendation in support of an application for a job or for graduate or professional school?

Evaluation of the Education Experience [for students without a declared major]

18. Thinking back over your coursework this academic year, how often were you required to do the following? (5 questions)
19. Thinking back over all of your coursework this academic year, how often did you do each of the following? (4 questions)
20. How often have you experienced the following? (7 questions)

Evaluation of the Second Major

21. Were the following factors very important to you in deciding on your second major?
22. Thinking back over your coursework in your major this academic year, how often were you required to do the following? (5 questions)
23. Thinking back over your coursework in your major this academic year, how often did you do each of the following? (4 questions)
24. Please answer the following questions about your second major. (4 questions)
25. Please answer the following questions about your experience in the second major. How often have you experienced the following? (4 questions)
26. How satisfied or dissatisfied are you with each of the following aspects of your educational experience in the major? (4 questions)

Co-Curricular Experience

27. While a student at the University of Michigan, have you been involved or are you currently involved in a student organization?
28. [If answered "Yes" to Q27] Are you or have you been an officer of a student organization?
29. [If answered "Yes" to Q27] During the current academic year, how often have you done the following activities in a student club or organization of which you are a member? (9 questions)
30. [If answered "Yes" to Q27] Please rate how important your interactions with other students in student clubs and organizations has been to each of the following: (8 questions)

Academic & Personal Development

31. Please rate your level of proficiency in the following areas when you started at U-M and now. (Writing, analysis, math, etc.)
32. Please rate your level of proficiency in the following areas when you started at U-M and now. (Leadership, research, presentations, etc.)

Overall Satisfaction

33. How satisfied or dissatisfied are you with the following aspects of your campus experiences/education? (GPA, social life, academic life, cost of college – 4 questions)
34. Please select your level of agreement with the following statements. (Campus climate – 3 questions)

Plans & Aspirations

35. Which of the following best represents your plans for after graduation? (additional school, work, join military, etc.)
36. What career do you hope to eventually have after you have completed your education? (Select from a list of 19 broad categories)
37. What is the highest academic degree or credential that you plan to eventually earn? (Select from a list of 12 items)

Items Specific to the University of Michigan

38. How easy or difficult have each of the following been for you at U-M? (Aspects of personal and academic life)
39. Indicate your level of agreement with the following statements. (7 statements regarding campus climate)
40. Based on your experience and observation, rate the general climate for students at U-M along the following dimensions. Campus Climate is: (4 scales of campus climate)
41. During the 2016 national election, did you vote for President?
42. [If selected "no" to Q41] Why did you not vote? (Select from 10 options)
43. Please select your level of agreement or disagreement with the following statements: (5 questions regarding general political beliefs)
44. Were you registered to vote in Ann Arbor for the 2016 national election?
45. Please select your level of agreement or disagreement with the following statements: (4 questions about voting)
46. Which of the following were the most important issues for you in the presidential election? [select up to 3]

Select Supplemental Demographic Data about Respondents (from University of Michigan official records)

- Residency
- Class Level
- Sex
- Matriculation Status at Entry
- U-M School/College
- Race/Ethnicity
- Has Declared a Major

Additional UMAC Demographics

- Religious/Spiritual preference
- Sexual orientation