



tell **M** learning  
affordability  
climate  
your experience

what you're thinking

---

University of Michigan **Asks You**  
[umay.umich.edu](http://umay.umich.edu)

# University of Michigan Asks You (UMAY) Summary Report

University of Michigan - 2018

# 2018 UMay Summary Report • University of Michigan

## Summary Report Notes & Definitions

### Purpose

This University of Michigan Ask You (UMAY) Summary Report serves as a snapshot of the University of Michigan’s 2018 data collected as the institution's participation in the Student Experience in the Research University (SERU) national survey. This is a standalone report of data intended as a preview of full results. Requests for additional analyses or more detailed reports should be directed to the Office of Budget and Planning <[obpcontact@umich.edu](mailto:obpcontact@umich.edu)>, the U-M office that coordinates the UMay/SERU survey.

### What SERU items are included in this Summary Report?

This UMay Summary Report contains response frequencies and means (where applicable) for items in the core section of the 2018 SERU survey related to academics, time use, and satisfaction. It *does not* include data from open-ended items. See Appendix A for a list of questions included in this report.

In addition, open-ended text responses associated with “other” categories have been omitted. Students who select an “other” option (typically included in select all or multiple choice survey questions) have the opportunity to add an open-ended text description of the “other” selection.

### Where do the data come from?

Data in the UMay Summary Report are drawn from all 2018 SERU surveys from the University of Michigan where the student agreed to the informed consent statement. Duplicate surveys (students who completed the survey more than once) and null surveys (in which students consented to take the survey but did not answer any items) have been removed from the data set used to prepare this report.

This report *does include* partially completed surveys. Since the UMay Summary Report includes completed and partially completed survey data, not all questions will have the same response total (the total *n* will not match across all tables). This happens for a variety of reasons. Most often, students simply choose not to respond to all questions. In other cases, students may leave the survey and do not return to complete it.

## Survey Details

Data Collection Method	Online Survey via Qualtrics Research Suite Software
Survey Launch Date	Wednesday, March 7, 2018
Survey Close Date	Thursday, June 14, 2018
Total Number Invited	28,321
Total Completed Surveys	7,230
Response Rate	25.53%

## Table of Contents

Academic Engagement .....	2
Student Use of Time .....	4
Research & Creative Scholarly Experience .....	6
Campus Climate .....	8
Evaluation of the Primary Major .....	9
Evaluation of the Educational Experience (for students without a declared major) .....	13
Evaluation of the Second Major .....	15
Co-Curricular Experience .....	18
Academic & Personal Development .....	19
Overall Satisfaction.....	20
Plans & Aspirations .....	21
Items Specific to the University of Michigan .....	22
Select Supplemental Demographic Data about Respondents .....	24
Additional Demographics from the Survey .....	25
Appendix A: UMay Questions in 2018 Summary Report .....	26

For questions, please contact the Office of Budget and Planning <[obpcontact@umich.edu](mailto:obpcontact@umich.edu)>.

# UMAY 2018: Academic Engagement

## 1. During this academic year, how often have you done each of the following?

#	Question	Never (1)	Rarely (2)	Occasionally (3)	Somewhat often (4)	Often (5)	Very often (6)	Total Responses
1	Contributed to a class discussion	1%	7%	21%	23%	28%	19%	7197
2	Brought up ideas or concepts from different courses during class discussions	4%	16%	28%	24%	20%	10%	7195
3	Asked an insightful question in class	4%	17%	29%	23%	18%	9%	7177
4	Found your courses so interesting that you did more work than was required	7%	27%	32%	18%	11%	5%	7165
5	Communicated with the instructor outside of class about issue and concepts derived from a course	7%	22%	29%	19%	15%	7%	7187
6	Made a class presentation	8%	16%	29%	21%	17%	10%	7181
7	Had a class in which the professor knew or learned your name	2%	9%	20%	20%	24%	25%	7189

Statistic	Contributed to a class discussion	Brought up ideas or concepts from different courses during class discussions	Asked an insightful question in class	Found your courses so interesting that you did more work than was required	Communicated with the instructor outside of class about issues/concepts derived from a course	Made a class presentation	Had a class in which the professor knew or learned your name
Mean	4.28	3.70	3.63	3.13	3.33	3.51	4.29
Standard Deviation	1.25	1.31	1.30	1.27	1.35	1.40	1.39

## 2. How frequently have you engaged in these activities so far this academic year?

#	Question	Never (1)	One time (2)	Two times (3)	Three or more times (4)	Total responses
1	Taken a small research-oriented seminar with faculty	72%	17%	7%	4%	7197
2	Chosen challenging courses	2%	12%	32%	54%	7197
3	Worked with a faculty member on an activity other than coursework (e.g., student organization, campus committee, cultural activity)	55%	23%	11%	12%	7199

Statistic	Taken a small research-oriented seminar with faculty	Chosen challenging courses	Worked with a faculty member on an activity other than coursework
Mean	1.44	3.37	1.79
Standard Deviation	0.81	0.78	1.04

### 3. How frequently during this academic year have you done each of the following?

#	Question	Never (1)	Rarely (2)	Occasionally (3)	Somewhat often (4)	Often (5)	Very often (6)	Total Responses
1	Turned in a course assignment late	43%	39%	13%	3%	1%	1%	7064
2	Gone to class unprepared	12%	42%	32%	9%	3%	1%	7054
3	Skipped class	14%	41%	29%	9%	4%	2%	7037
4	Increased your academic effort due to the high standards of a faculty member	5%	10%	28%	29%	22%	8%	7028
5	Substantially revised a paper before submitting it to be graded	6%	11%	22%	22%	24%	15%	7046
6	Sought academic help from instructor or tutor when needed	8%	16%	26%	21%	18%	11%	7042
7	Studied with a group of classmates outside of class	7%	15%	23%	20%	19%	17%	7047
8	Worked on class projects with classmates outside of class	5%	10%	22%	21%	22%	19%	7044
9	Helped a classmate better understand the course material when studying together	5%	10%	26%	25%	21%	12%	7053

Statistic	Q1	Q2	Q3	Q4	Q5	Q6	Q7	Q8	Q9
Mean	1.83	2.53	2.55	3.75	3.92	3.57	3.78	4.01	3.85
Standard Deviation	0.94	1.01	1.10	1.25	1.42	1.43	1.51	1.44	1.33

### 4. On average, how much of your assigned course reading have you completed this academic year?

#	Answer	Response	%
1	0-10%	306	4%
2	11-20%	367	5%
3	21-30%	459	6%
4	31-40%	434	6%
5	41-50%	607	9%
6	51-60%	726	10%
7	61-70%	920	13%
8	71-80%	1263	18%
9	81-90%	1028	15%
10	91-100%	958	14%
Total		7068	100%

Statistic	Value
Mean	6.64
Standard Deviation	2.60

# UMAY 2018: Student Use of Time

## 5. During this academic year, how many hours do you spend in a typical week (7 days) on the following activities?

#	Question	0	1-5	6-10	11-15	16-20	21-25	26-30	More than 30	Total Responses
1	Attending classes, discussion sections, or labs	0%	5%	10%	32%	35%	10%	4%	2%	6893
2	Studying and other academic activities outside of class	0%	7%	20%	24%	21%	12%	7%	8%	6859
3	Attending cultural events, movies, concerts, sports, or other entertainment with others	13%	61%	17%	5%	2%	1%	0%	0%	6883
4	Performing community service or volunteer activities	48%	41%	6%	2%	1%	1%	0%	0%	6872
5	Participating in physical exercise, recreational sports, or physically active hobbies	17%	47%	23%	7%	3%	1%	1%	1%	6885
6	Participating in spiritual or religious activities	68%	24%	4%	2%	1%	1%	0%	0%	6871
7	Participating in student clubs or organizations	22%	45%	19%	8%	3%	2%	0%	1%	6871
8	Socializing with friends	2%	30%	32%	19%	9%	4%	2%	3%	6868
9	Partying	36%	43%	13%	4%	2%	1%	0%	0%	6873
10	Spending time with family	52%	36%	6%	3%	2%	1%	0%	1%	6861
11	Spending time on entertainment from television, internet, and other media	2%	27%	32%	21%	9%	4%	1%	3%	6879

Statistic	Q1	Q2	Q3	Q4	Q5	Q6	Q7	Q8	Q9	Q10	Q11
Mean	4.56	4.62	2.28	1.71	2.43	1.47	2.35	3.34	1.97	1.76	3.40
Standard Deviation	1.25	1.64	0.99	0.95	1.23	0.90	1.24	1.44	1.06	1.15	1.46

## 6. During this academic year, what was the average number of hours per night you slept on weeknights?

#	Answer	Response	%
1	4 or less	182	3%
2	5	794	11%
3	6	1935	28%
4	7	2655	38%
5	8	1177	17%
6	9 or more	163	2%
Total		6906	100%

## 7. Have you completed or are you now participating in the following activities at U-M?

#	Question	Yes, doing now or have done	No	Total Responses
1	First-year seminar	40%	60%	6840
2	Learning community (taking two or more linked classes with the same cohort of students)	22%	78%	6808
3	Living-learning program(s) (where students with common interests live together and share learning experiences in and out of the classroom)	19%	81%	6817
4	Writing-intensive/enriched course(s)	52%	48%	6798
5	Academic experiences with a diversity (e.g., race, gender, sexual orientation, etc.) focus	55%	45%	6821
6	Capstone or thesis project(s)	17%	83%	6833
7	Academic service learning or community-based learning experience	22%	78%	6798
8	Credit bearing internship, practicum, or field experience	24%	76%	6819
9	Non-credit bearing internship, practicum, or field experience	33%	67%	6817
10	Honors program	13%	87%	6822
11	Leadership program	18%	82%	6831
12	Entrepreneurial program	7%	93%	6811
13	On campus academic experiences with an international/global focus	16%	84%	6826
14	Study abroad - academically-focused time outside of the U.S. in which at least 1 academic credit is accrued	19%	81%	6839



# UMAY 2018: Research & Creative Scholarly Experience

**8. Indicate the following scholarship, research, and creative activities that you are currently doing or have completed as a U-M student.**

#	Question	Yes, doing now or have done	No	Total Responses
1	A research project or research paper as part of your coursework	71%	29%	6796
2	At least one research methods course	42%	58%	6784
3	At least one independent study course	18%	82%	6785
4	Assist faculty in conducting research	34%	66%	6751
5	A creative project as part of your coursework	55%	45%	6780
6	Assist faculty with their creative project	10%	90%	6722
7	Conduct own research or creative project outside of your regular coursework <u>under</u> the guidance or supervision of a faculty member	18%	82%	6782
8	Conduct own research or creative project outside of your regular coursework <u>without</u> the guidance or supervision of a faculty member	16%	84%	6791

**9. [If “Assisting faculty in conducting research” was selected in Q8] You indicated that you are assisting or have assisted faculty with research. Which of the following best describes the nature of that assistance? (Please select all that apply based on the variety of experiences are having or have had)**

#	Question	Response
1	As a research participant	792
2	As a research assistant	2074
3	Other, please specify	47

**10. [If “Assisting faculty in conducting research” was selected in Q8] Was your assistance with research for... (Please select all that apply based on the variety of experiences you are having or have had)**

#	Question	Response
1	Course credit without pay	1301
2	Pay without course credit	919
3	Pay with course credit	284
4	Volunteer without pay or course credit	560

**11. [If “Assisting faculty with their creative project” was selected in Q8] Was your assistance with the creative project for... (Please select all that apply based on the variety of experiences are having or have had)**

#	Question	Response
1	Course credit without pay	360
2	Pay without course credit	151
3	Pay with course credit	63
4	Volunteer without pay or course credit	223

**12. [If 7 or 8 was selected in Q8] If you communicated or shared the results of your research or creative project, please indicate how you did this (Please select all that apply).**

#	Question	Response
1	Through presenting/exhibiting/performing it on campus	955
2	Through presenting/exhibiting/performing it outside of campus, such as at regional, national and/or international conference or competition	251
3	Through publishing in a peer-reviewed professional journal	157
4	Through publishing in a campus or student journal	121
5	Through publishing in an electronic forum or other public arena	312
6	Other ways; please specify	167

**13. This academic year, how often have you done each of the following?**

#	Question	Never (1)	Rarely (2)	Occasionally (3)	Somewhat often (4)	Often (5)	Very often (6)	Total Responses
<b>Appreciate the world from someone else's perspective</b>								
1	In the classroom	2%	8%	25%	25%	26%	13%	6741
2	Outside the classroom	1%	4%	20%	26%	29%	20%	6736
<b>Interact with someone with views that are different from your own</b>								
3	In the classroom	1%	7%	24%	25%	25%	18%	6724
4	Outside the classroom	1%	5%	21%	26%	26%	21%	6731
<b>Discuss and navigate controversial issues</b>								
5	In the classroom	5%	17%	26%	24%	18%	10%	6733
6	Outside the classroom	2%	10%	24%	26%	23%	15%	6731

Statistic	Appreciate... in the classroom	Appreciate... outside the classroom	Interact... in the classroom	Interact... outside the classroom	Discuss... in the classroom	Discuss... outside the classroom
Mean	4.05	4.36	4.19	4.35	3.61	4.03
Standard Deviation	1.25	1.19	1.26	1.22	1.36	1.27



# UMAY 2018: Campus Climate

## 14. Please indicate how strongly you agree or disagree with the following statements in terms of yourself.

#	Question	Strongly disagree (1)	Disagree (2)	Somewhat disagree (3)	Somewhat agree (4)	Agree (5)	Strongly agree (6)	Total Responses
1	Students of my race/ethnicity are respected on this campus	2%	4%	8%	19%	38%	29%	6713
2	Students of my socioeconomic status are respected on this campus	3%	5%	10%	20%	38%	24%	6707
3	Students of my gender are respected on this campus	1%	3%	9%	27%	41%	19%	6704
4	Students of my religious beliefs are respected on this campus	1%	3%	9%	23%	44%	19%	6684
5	Students of my political beliefs are respected on this campus	6%	6%	8%	16%	38%	26%	6699
6	Students of my sexual orientation are respected on this campus	1%	1%	4%	11%	40%	44%	6703
7	Students of my immigration background are respected on this campus	2%	4%	7%	18%	36%	33%	3927
8	Students with a disability or condition like mine are respected on this campus	3%	5%	10%	20%	35%	27%	3205

Statistic	Race/ethnicity	Socioeconomic status	Gender	Religious beliefs	Political beliefs	Sexual orientation	Immigration background	Disability/condition
Mean	4.74	4.56	4.61	4.64	4.54	5.20	4.79	4.59
Standard Deviation	1.19	1.26	1.05	1.06	1.40	0.92	1.22	1.27

## 15. Please select your level of agreement or disagreement with the following statements.

#	Question	Strongly disagree (1)	Disagree (2)	Somewhat disagree (3)	Somewhat agree (4)	Agree (5)	Strongly agree (6)	Total Responses
1	Overall, I feel comfortable with the climate for diversity and inclusiveness at the University of Michigan.	4%	8%	14%	29%	34%	12%	6690
2	Overall, I feel comfortable with the campus climate for diversity and inclusion in my major [if major selection indicated]	4%	7%	12%	25%	37%	15%	4396
3	Overall, I feel comfortable with the campus climate for diversity and inclusion in my classes.	3%	5%	10%	26%	41%	15%	6679
4	The University of Michigan is a safe and secure campus.	2%	3%	9%	30%	41%	15%	6685
5	The University of Michigan is a welcoming campus.	2%	3%	10%	29%	41%	16%	6684

Statistic	Comfortable with climate for diversity and inclusiveness at U-M	Comfortable with climate for diversity and inclusion in major	Comfortable with climate for diversity and inclusion in classes	U-M is a safe and secure campus	U-M is a welcoming campus
Mean	4.18	4.31	4.43	4.50	4.51
Standard Deviation	1.24	1.27	1.17	1.07	1.09

# UMAY 2018: Evaluation of the Primary Major

## 16. Were the following factors very important to you in deciding on your major?

	Question	Yes	No	Total Responses
1	Intellectual curiosity	94%	6%	4396
2	Leads to a high paying job	61%	39%	4384
3	Prepares me for a fulfilling career	92%	8%	4394
4	Parental/family desires	28%	72%	4373
5	Prestige	47%	53%	4369
6	Could not get into my first choice of major	8%	92%	4360
7	Prepares me for graduate/professional school	61%	39%	4372
8	Other, please elaborate	16%	84%	1329

## 17. Thinking back over your coursework in your major this academic year, how often were you required to do the following?

#	Question	Never (1)	Rarely (2)	Occasionally (3)	Somewhat often (4)	Often (5)	Very often (6)	Total Responses
1	Recognize or recall specific facts, terms, and concepts	1%	3%	11%	17%	32%	36%	4374
2	Explain methods, ideas, or concepts and use them to solve problems	1%	2%	7%	15%	34%	41%	4368
3	Break down course material into component parts to see the basis for different outcomes and conclusions	1%	4%	12%	20%	33%	31%	4364
4	Judge the value or information, ideas, actions, and conclusions based on the soundness of sources, methods, and reasoning	2%	7%	13%	20%	30%	29%	4363
5	Create or generate new ideas, products, or ways of understanding	2%	9%	17%	19%	26%	26%	4369

Statistic	Recognize or recall specific facts, terms, and concepts	Explain methods, ideas, or concepts and use them to solve problems	Break down course material into component parts to see the basis...	Judge the value or information, ideas, actions, and conclusions...	Create or generate new ideas, products, or ways of understanding
Mean	4.84	5.01	4.71	4.54	4.37
Standard Deviation	1.16	1.09	1.20	1.32	1.39

**18. Thinking back over your coursework in your major this academic year, how often did you do each of the following?**

#	Question	Never (1)	Rarely (2)	Occasionally (3)	Somewhat often (4)	Often (5)	Very often (6)	Total Responses
1	Used facts and examples to support your viewpoint	2%	5%	10%	17%	32%	34%	4359
2	Incorporated ideas or concepts from different courses when completing assignments	1%	5%	14%	21%	31%	27%	4358
3	Examined how others gathered and interpreted data and assessed the soundness of their conclusions	4%	11%	16%	22%	28%	19%	4358
4	Reconsidered your own position on a topic after assessing the arguments of others	4%	11%	20%	22%	26%	17%	4357

Statistic	Used facts and examples to support your viewpoint	Incorporated ideas or concepts from different courses when completing assignments	Examined how others gathered and interpreted data and assessed the soundness of their conclusions	Reconsidered your own position on a topic after assessing the arguments of others
Mean	4.74	4.59	4.17	4.05
Standard Deviation	1.26	1.23	1.40	1.39

**19. Please answer the following questions about your major.**

	Question	Yes	No	Total Responses
1	Do you understand how the requirements of your major combine to produce a coherent understanding of a field of study?	92%	8%	4355
2	Are the program requirements well defined?	92%	8%	4358
3	Are department rules and policies clearly communicated?	88%	12%	4353
4	Is the description of the major in the catalog accurate?	94%	6%	4339

**20. How often have you experienced the following?**

#	Question	Never (1)	Rarely (2)	Occasionally (3)	Somewhat often (4)	Often (5)	Very often (6)	Total Responses
1	Open channels of communication between faculty and students regarding student needs, concerns, and suggestions	2%	6%	18%	23%	33%	18%	4325
2	Students treated equitably and fairly by the faculty	0%	2%	8%	17%	45%	28%	4319
3	Clear explanation of what constitutes plagiarism	1%	4%	10%	15%	35%	35%	4323
4	Faculty providing prompt and useful feedback on student work	1%	5%	14%	28%	36%	17%	4317
5	Faculty maintaining respectful interactions in classes	0%	1%	5%	13%	47%	34%	4317
6	Opportunities for active participation in lecture and discussion classes	0%	3%	9%	19%	38%	32%	4314
7	An instructor who increases your enthusiasm for subject	1%	4%	13%	23%	33%	26%	4319

Statistic	Open channels of communication between faculty and students...	Students treated equitably and fairly by the faculty	Clear explanation of what constitutes plagiarism	Faculty providing prompt and useful feedback...	Faculty maintaining respectful interactions in classes	Opportunities for active participation in lecture...	An instructor who increases...
Mean	4.35	4.88	4.81	4.44	5.09	4.86	4.61
Standard Deviation	1.22	0.99	1.21	1.10	0.87	1.07	1.17

**21. How satisfied or dissatisfied are you with each of the following aspects of your educational experience in the major?**

#	Question	Very dissatisfied (1)	Dissatisfied (2)	Somewhat dissatisfied (3)	Somewhat satisfied (4)	Satisfied (5)	Very satisfied (6)	Total Responses
1	Variety of courses available in your major	2%	5%	11%	21%	35%	25%	4279
2	Quality of lower-division courses in your major	2%	6%	12%	25%	37%	18%	4125
3	Quality of upper-division courses in your major	1%	3%	6%	20%	39%	31%	3836
4	Communication between students and the department	3%	5%	11%	24%	35%	23%	4251






Statistic	Variety of courses available in your major	Quality of lower-division courses in your major	Quality of upper-division courses in your major	Communication between students and the department
Mean	4.57	4.42	4.83	4.52
Standard Deviation	1.25	1.22	1.11	1.24

**22. [All students regardless of major declaration] How satisfied are you with each of the following aspects of your educational experience overall?**

#	Question	Very dissatisfied (1)	Dissatisfied (2)	Somewhat dissatisfied (3)	Somewhat satisfied (4)	Satisfied (5)	Very satisfied (6)	Total Responses
1	Academic advising by faculty	2%	5%	9%	31%	38%	15%	6499
2	Academic advising by school or college staff	3%	6%	11%	29%	36%	16%	6480
3	Academic advising by departmental staff	2%	4%	9%	28%	39%	17%	6462
4	Quality of faculty instruction	1%	2%	5%	23%	50%	19%	6449
5	Quality of teaching by graduate students (TAs, AIs)	2%	4%	10%	30%	39%	15%	6487
6	Availability of courses for general education or breadth requirements	2%	4%	10%	28%	42%	14%	6490
7	Availability of courses needed for graduation	2%	4%	10%	24%	44%	16%	6492
8	Access to small classes	3%	7%	14%	27%	36%	14%	6491
9	Access to faculty outside of class	1%	3%	9%	28%	44%	16%	6482
10	Ability to get into a major that you want	2%	2%	5%	15%	44%	32%	6480
11	Opportunities for research experience or to produce creative products	2%	5%	13%	31%	35%	15%	6470
12	Educational enrichment programs (e.g., service-learning, study abroad, internships)	2%	5%	11%	30%	37%	15%	6450
13	Availability of library research resources	0%	1%	4%	23%	46%	25%	6441

Statistic	Q1	Q2	Q3	Q4	Q5	Q6	Q7	Q8	Q9	Q10	Q11	Q12	Q13
Mean	4.44	4.36	4.49	4.76	4.45	4.47	4.51	4.27	4.59	4.95	4.36	4.42	4.89
Standard Deviation	1.12	1.21	1.13	0.95	1.09	1.09	1.13	1.24	0.99	1.06	1.15	1.13	0.90

**23. [All students regardless of major declaration] How many professors do you know well enough to ask for a letter of recommendation in support of an application for a job or for graduate or professional school?**

#	Answer		Response	%
1	Zero		1468	23%
2	1		1748	27%
3	2		1842	28%
4	3		902	14%
5	4 or more		559	9%
Total			6519	100%

# UMAY 2018: Evaluation of the Educational Experience (for students without a declared major)

## 24. Thinking back over your coursework this academic year, how often were you required to do the following?

#	Question	Never (1)	Rarely (2)	Occasionally (3)	Somewhat often (4)	Often (5)	Very often (6)	Total Responses
1	Recognize or recall specific facts, terms, and concepts	0%	2%	8%	18%	36%	37%	2281
2	Explain methods, ideas, or concepts and use them to solve problems	0%	2%	7%	16%	40%	35%	2273
3	Break down course material into component parts to see the basis for different outcomes and conclusions	1%	5%	13%	24%	33%	24%	2274
4	Judge the value or information, ideas, actions, and conclusions based on the soundness of sources, methods, and reasoning	2%	6%	15%	27%	30%	21%	2276
5	Create or generate new ideas, products, or ways of understanding	2%	9%	20%	25%	27%	17%	2270

Statistic	Recognize or recall specific facts, terms, and concepts	Explain methods, ideas, or concepts and use them to solve problems	Break down course material into component parts to see the basis...	Judge the value or information, ideas, actions, and conclusions...	Create or generate new ideas, products, or ways of understanding
Mean	4.96	4.98	4.55	4.41	4.17
Standard Deviation	1.03	1.00	1.19	1.23	1.30

## 25. Thinking back over all of your coursework this academic year, how often did you do each of the following?

#	Question	Never (1)	Rarely (2)	Occasionally (3)	Somewhat often (4)	Often (5)	Very often (6)	Total Responses
1	Used facts and examples to support your viewpoint	0%	2%	8%	19%	39%	32%	2272
2	Incorporated ideas or concepts from different courses when completing assignments	1%	7%	20%	26%	29%	17%	2270
3	Examined how others gathered and interpreted data and assessed the soundness of their conclusions	3%	10%	22%	28%	25%	12%	2271
4	Reconsidered your own position on a topic after assessing the arguments of others	1%	7%	21%	28%	29%	14%	2272

Statistic	Used facts and examples to support your viewpoint	Incorporated ideas or concepts from different courses when completing assignments	Examined how others gathered and interpreted data and assessed the soundness of their conclusions	Reconsidered your own position on a topic after assessing the arguments of others
Mean	4.92	4.26	4.00	4.17
Standard Deviation	1.02	1.21	1.27	1.20

## 26. How often have you experienced the following?

#	Question	Never (1)	Rarely (2)	Occasionally (3)	Somewhat often (4)	Often (5)	Very often (6)	Total Responses
1	Open channels of communication between faculty and students regarding student needs, concerns, and suggestions	2%	9%	22%	27%	28%	11%	2243
2	Students treated equitably and fairly by the faculty	0%	1%	8%	20%	46%	25%	2238
3	Clear explanation of what constitutes plagiarism	2%	5%	12%	18%	34%	30%	2237
4	Faculty providing prompt and useful feedback on student work	0%	3%	15%	32%	35%	14%	2235
5	Faculty maintaining respectful interactions in classes	0%	1%	6%	13%	49%	31%	2242
6	Opportunities for active participation in lecture and discussion classes	0%	2%	9%	24%	41%	24%	2239
7	An instructor who increases your enthusiasm for subject	1%	4%	14%	28%	34%	19%	2239

Statistic	Open channels of communication between faculty and students...	Students treated equitably and fairly by the faculty	Clear explanation of what constitutes plagiarism	Faculty providing prompt and useful feedback...	Faculty maintaining respectful interactions in classes	Opportunities for active participation in lecture...	An instructor who increases...
Mean	4.04	4.85	4.67	4.39	5.03	4.75	4.48
Standard Deviation	1.23	0.93	1.24	1.04	0.87	0.99	1.12



# UMAY 2018: Evaluation of the Second Major

## 27. Were the following factors very important to you in deciding on your second major?

	Question	Yes	No	Total Responses
1	Intellectual curiosity	97%	3%	77
2	Leads to a high paying job	32%	68%	77
3	Prepares me for a fulfilling career	82%	18%	77
4	Parental/family desires	16%	84%	76
5	Prestige	26%	74%	77
6	Could not get into my first choice of major	6%	94%	77
7	Prepares me for graduate/professional school	62%	38%	77
8	Other, please elaborate	45%	55%	20

## 28. Thinking back over your coursework in your major this academic year, how often were you required to do the following?

#	Question	Never (1)	Rarely (2)	Occasionally (3)	Somewhat often (4)	Often (5)	Very often (6)	Total Responses
1	Recognize or recall specific facts, terms, and concepts	3%	4%	10%	26%	29%	29%	77
2	Explain methods, ideas, or concepts and use them to solve problems	3%	3%	14%	18%	27%	35%	77
3	Break down course material into component parts to see the basis for different outcomes and conclusions	1%	10%	13%	19%	26%	30%	77
4	Judge the value or information, ideas, actions, and conclusions based on the soundness of sources, methods, and reasoning	5%	9%	16%	12%	29%	30%	77
5	Create or generate new ideas, products, or ways of understanding	5%	9%	16%	16%	18%	36%	77

Statistic	Recognize or recall specific facts, terms, and concepts	Explain methods, ideas, or concepts and use them to solve problems	Break down course material into component parts to see the basis...	Judge the value or information, ideas, actions, and conclusions...	Create or generate new ideas, products, or ways of understanding
Mean	4.60	4.70	4.48	4.39	4.42
Standard Deviation	1.26	1.30	1.38	1.53	1.58

**29. Thinking back over your coursework in your major this academic year, how often did you do each of the following?**

#	Question	Never (1)	Rarely (2)	Occasionally (3)	Somewhat often (4)	Often (5)	Very often (6)	Total Responses
1	Used facts and examples to support your viewpoint	3%	7%	4%	17%	28%	42%	76
2	Incorporated ideas or concepts from different courses when completing assignments	1%	1%	12%	16%	28%	42%	76
3	Examined how others gathered and interpreted data and assessed the soundness of their conclusions	4%	14%	8%	24%	25%	25%	76
4	Reconsidered your own position on a topic after assessing the arguments of others	8%	8%	21%	17%	21%	25%	76

Statistic	Used facts and examples to support your viewpoint	Incorporated ideas or concepts from different courses when completing assignments	Examined how others gathered and interpreted data and assessed the soundness of their conclusions	Reconsidered your own position on a topic after assessing the arguments of others
Mean	4.87	4.93	4.26	4.11
Standard Deviation	1.33	1.18	1.49	1.57

**30. Please answer the following questions about your second major.**

	Question	Yes	No	Total Responses
1	Do you understand how the requirements of your (second) major combine to produce a coherent understanding of a field of study?	93%	7%	76
2	Are the program requirements well defined?	89%	11%	76
3	Are department rules and policies clearly communicated?	87%	13%	76
4	Is the description of the (second) major in the catalog accurate?	91%	9%	75

**31. Please answer the following questions about your experience in the second major. How often have you experienced the following?**

#	Question	Never (1)	Rarely (2)	Occasionally (3)	Somewhat often (4)	Often (5)	Very often (6)	Total Responses
1	Open channels of communication between faculty and students regarding student needs, concerns, and suggestions	3%	4%	7%	13%	39%	35%	75
2	Students treated equitably and fairly by the faculty	1%	0%	1%	12%	43%	43%	75
3	Faculty clearly explaining what constitutes plagiarism and its consequences	5%	1%	7%	8%	35%	44%	75
4	Faculty providing prompt and useful feedback on student work	3%	0%	9%	19%	41%	28%	75

Statistic	Open channels of communication between faculty and students regarding student needs, concerns, and suggestions	Students treated equitably and fairly by the faculty	Faculty clearly explaining what constitutes plagiarism and its consequences	Faculty providing prompt and useful feedback on student work
Mean	4.85	5.23	4.97	4.80
Standard Deviation	1.24	0.88	1.34	1.12

**32. How satisfied or dissatisfied are you with each of the following aspects of your educational experience in your second major?**

#	Question	Very dissatisfied (1)	Dissatisfied (2)	Somewhat dissatisfied (3)	Somewhat satisfied (4)	Satisfied (5)	Very satisfied (6)	Total Responses
1	Variety of courses available in your (second) major	5%	3%	4%	16%	24%	47%	74
2	Quality of lower-division courses in your (second) major	7%	6%	4%	23%	31%	29%	70
3	Quality of upper-division courses in your (second) major	8%	3%	4%	10%	28%	47%	72
4	Communication between students and the department	4%	0%	9%	11%	35%	41%	74

Statistic	Variety of courses available in your (second) major	Quality of lower-division courses in your (second) major	Quality of upper-division courses in your (second) major	Communication between students and the department
Mean	4.93	4.51	4.88	4.95
Standard Deviation	1.39	1.46	1.53	1.25

# UMAY 2018: Co-Curricular Experience

## 33. While a student at U-M, have you been involved or are you currently involved in a student organization(s)?

	Question	Yes	No	Total Responses
1	While a student at U-M, have you been involved or are you currently involved in a student organization(s)?	80%	20%	6543

## 34. [If answered "Yes" to Q33] Are you or have you been an officer of a student organization?

	Question	Yes	No	Total Responses
1	Are you or have you been an officer of a student organization?	49%	51%	5174

## 35. [If answered "Yes" to Q33] During the current academic year, how often have you done the following activities in a student club or organization of which you are a member?

#	Question	Never (1)	1-2 times (2)	3-5 times (3)	More than 5 times (4)	Total responses
1	Chaired a meeting	59%	14%	8%	19%	5162
2	Planned an event	38%	28%	15%	19%	5162
3	Promoted or marketed an event	32%	29%	19%	21%	5170
4	Led or facilitated a discussion	43%	24%	13%	20%	5146
5	Recruited new members for the organization/club	31%	33%	16%	20%	5171
6	Mediated a dispute	61%	23%	9%	7%	5160
7	Partnered with a community organization or organized community outreach	49%	29%	12%	10%	5163
8	Developed a budget	67%	18%	7%	8%	5167
9	Delegated tasks to others	40%	24%	15%	21%	5157

Statistic	Q1	Q2	Q3	Q4	Q5	Q6	Q7	Q8	Q9
Mean	1.86	2.14	2.29	2.09	2.25	1.63	1.82	1.56	2.18
Standard Deviation	1.18	1.12	1.12	1.16	1.09	0.92	0.99	0.93	1.17

## 36. [If answered "Yes" to Q33] Please rate how important your interactions with other students in student clubs and organizations has been to each of the following:

#	Question	Of no importance (1)	Somewhat important (2)	Very important (3)	Essential (4)	Total responses
1	Becoming more dependable and reliable	8%	27%	41%	24%	5133
2	Learning how to resolve disputes	16%	33%	33%	18%	5119
3	Developing an ability to work with others to accomplish a goal	6%	19%	41%	34%	5120
4	Developing your knowledge of how organizations work	7%	25%	42%	26%	5124
5	Understanding how to succeed in competitive situations	15%	27%	36%	22%	5126
6	Developing oral presentation skills	14%	26%	35%	25%	5120
7	Developing networking skills	10%	25%	37%	29%	5124
8	Developing writing skills	27%	31%	26%	16%	5125

Statistic	Q1	Q2	Q3	Q4	Q5	Q6	Q7	Q8
Mean	2.82	2.53	3.05	2.87	2.65	2.71	2.84	2.31
Standard Deviation	0.89	0.96	0.87	0.87	0.98	1.00	0.95	1.04

# UMAY 2018: Academic & Personal Development

## 37. Please rate your level of proficiency in the following areas when you started at U-M and now.

#	Question	Very poor (1)	Poor (2)	Fair (3)	Good (4)	Very good (5)	Excellent (6)	Total Responses
<b>Analytical and critical thinking skills</b>								
1	When you started here	1%	4%	28%	45%	18%	5%	6428
2	Now	0%	1%	4%	26%	52%	17%	6427
<b>Ability to be clear and effective when writing</b>								
3	When you started here	1%	7%	28%	38%	21%	5%	6424
4	Now	0%	1%	9%	32%	42%	17%	6419
<b>Ability to read and comprehend academic material</b>								
5	When you started here	2%	9%	31%	36%	17%	5%	6414
6	Now	0%	1%	8%	32%	43%	16%	6414
<b>Understanding your field of study (i.e., college major)</b>								
7	When you started here	8%	24%	35%	24%	8%	3%	6413
8	Now	1%	2%	8%	26%	42%	23%	6412
<b>Quantitative (mathematical and statistical) skills</b>								
9	When you started here	3%	9%	28%	37%	18%	5%	6419
10	Now	2%	7%	21%	35%	26%	9%	6414
<b>Oral communication skills</b>								
11	When you started here	2%	11%	30%	34%	17%	6%	6419
12	Now	0%	2%	12%	33%	37%	17%	6422

Statistic	Q1	Q2	Q3	Q4	Q5	Q6	Q7	Q8	Q9	Q10	Q11	Q12
Mean	3.90	4.79	3.85	4.63	3.74	4.64	3.08	4.75	3.74	4.06	3.73	4.54
Standard Deviation	0.92	0.81	1.03	0.92	1.06	0.90	1.15	0.99	1.10	1.12	1.11	0.98

## 38. Please rate your level of proficiency in the following areas when you started at U-M and now.

#	Question	Very poor (1)	Poor (2)	Fair (3)	Good (4)	Very good (5)	Excellent (6)	Total Responses
<b>Ability to understand international perspectives (economic, political, social, cultural)</b>								
1	When you started here	3%	14%	33%	31%	14%	5%	6384
2	Now	1%	2%	11%	34%	38%	15%	6375
<b>Leadership skills</b>								
3	When you started here	2%	9%	28%	36%	19%	6%	6380
4	Now	1%	2%	13%	33%	34%	16%	6374
<b>Library and online information research skills (e.g., finding books, articles, evaluating information sources)</b>								
5	When you started here	4%	16%	35%	30%	11%	4%	6374
6	Now	0%	3%	16%	37%	31%	12%	6375
<b>Ability to prepare and make presentations</b>								
7	When you started here	1%	6%	31%	39%	17%	6%	6372
8	Now	0%	1%	9%	35%	38%	16%	6371
<b>Ability to design, conduct, and evaluate research</b>								
9	When you started here	7%	24%	37%	24%	7%	3%	6369
10	Now	1%	6%	21%	36%	28%	9%	6366
<b>Interpersonal and teamwork skills</b>								
11	When you started here	1%	4%	24%	42%	22%	7%	6376
12	Now	0%	1%	7%	32%	41%	20%	6376

Statistic	Q1	Q2	Q3	Q4	Q5	Q6	Q7	Q8	Q9	Q10	Q11	Q12
Mean	3.54	4.51	3.80	4.48	3.42	4.31	3.81	4.57	3.07	4.09	4.02	4.71
Standard Deviation	1.14	0.97	1.09	1.02	1.12	1.01	1.02	0.92	1.11	1.08	0.98	0.91

# UMAY 2018: Overall Satisfaction

## 39. How satisfied or dissatisfied are you with the following aspects of your campus experiences/education?

#	Question	Very dissatisfied (1)	Dissatisfied (2)	Somewhat dissatisfied (3)	Somewhat satisfied (4)	Satisfied (5)	Very satisfied (6)	Total Responses
1	My U-M grade point average	6%	12%	19%	25%	26%	12%	6375
2	Overall social experience	3%	6%	12%	26%	35%	18%	6364
3	Overall academic experience	1%	3%	9%	28%	43%	16%	6361
4	Value of your education for the price you are paying	5%	8%	15%	28%	30%	14%	6370

Statistic	My U-M grade point average	Overall social experience	Overall academic experience	Value of your education for the price you are paying
Mean	3.89	4.40	4.54	4.14
Standard Deviation	1.40	1.22	1.05	1.32

## 40. Please select your level of agreement with the following statements.

#	Question	Strongly disagree (1)	Disagree (2)	Somewhat disagree (3)	Somewhat agree (4)	Agree (5)	Strongly agree (6)	Total Responses
1	I feel valued as an individual at this campus	4%	7%	14%	33%	31%	10%	6373
2	I feel that I belong at U-M	3%	5%	9%	24%	37%	22%	6372
3	Knowing what I know now, I would still choose to enroll at U-M	2%	3%	7%	17%	32%	38%	6371

Statistic	I feel valued as an individual at this campus	I feel that I belong at U-M	Knowing what I know now, I would still choose to enroll at U-M
Mean	4.12	4.53	4.89
Standard Deviation	1.22	1.23	1.21

# UMAY 2018: Plans & Aspirations

## 41. Which of the following best represents your plans for after graduation? (Select only one)

#	Answer	Response	%
1	Enroll in graduate or professional school	2500	39%
2	Work full-time	2659	42%
3	Work part-time	36	1%
4	Be self-employed	52	1%
5	Study or work abroad	126	2%
6	Join armed forces	40	1%
7	Paid internship	104	2%
8	Unpaid internship/ volunteer	37	1%
9	Take a year off	186	3%
10	Do something else	29	0%
11	I have no idea at this point	599	9%
12	Other	36	1%
Total		6404	100%

## 42. What career do you hope to eventually have after you have completed your education?

#	Answer	Response	%
1	Agriculture, Food, & Natural Resources	78	1%
2	Architecture & Construction	71	1%
3	Arts, Audio/Visual Technology, & Communications	351	5%
4	Business Management & Administration	462	7%
5	Education & Training	206	3%
6	Finance	264	4%
7	Government & Public Administration	251	4%
8	Health Science	1408	22%
9	Hospitality & Tourism	15	0%
10	Human Services	173	3%
11	Information Technology	148	2%
12	Law, Public Safety, Corrections, & Security	298	5%
13	Manufacturing	46	1%
14	Marketing, Sales, and Service	211	3%
15	Military Service	22	0%
16	Science, Technology, Engineering, & Mathematics	1607	25%
17	Transportation, Distribution, & Logistics	18	0%
18	I have no idea whatsoever	385	6%
19	Other	391	6%
Total		6405	100%

## 43. What is the highest academic degree or credential that you plan to eventually earn?

#	Answer	Response	%
1	Bachelor's degree (B.A., B.S., etc.)	982	15%
2	Teaching credential	18	0%
3	Business master's (M.B.A.)	781	12%
4	Other professional master's (M.Ed., M.PP., M.PH., M.FA., M.LIS., M.SN., M.SW., M.ARCH., etc.)	626	10%
5	Academic master's (M.A., M.S., etc.)	776	12%
6	Law degree (L.L.B. or J.D.)	430	7%
7	Medical doctorate other than M.D. (D.O., D.D.S., D.V.M., etc.)	221	3%
8	Medical doctor (M.D.)	651	10%
9	Doctorate (Ph.D., Ed.D., etc.)	843	13%
10	Multiple doctoral degrees (M.D./Ph.D.)	163	3%
11	If other, please elaborate	74	1%
12	I do not know yet	843	13%
Total		6408	100%



# UMAY 2018: Items Specific to the University of Michigan

## 44. How easy or difficult has each of the following been for you at U-M? (Note: If not important to you, please indicate as such.)

#	Question	Not Important to Me (1)	Very Difficult (2)	Difficult (3)	Neutral (4)	Easy (5)	Very Easy (6)	Total Responses
1	Finding people on campus who share my background and experiences	5%	6%	14%	26%	38%	10%	6141
2	Developing friendships with other students	1%	5%	14%	23%	42%	15%	6133
3	Feeling comfortable in the campus community--feeling as though I belong here	1%	6%	15%	26%	40%	12%	6129
4	Developing effective study habits	0%	7%	23%	28%	33%	9%	6115
5	Being taken seriously academically--to have professors think I am capable of doing quality work	1%	2%	8%	28%	45%	15%	6117
6	Feeling on top of the academics--confident I can do the work required	0%	8%	23%	31%	29%	8%	6120
7	Participating in & making contributions to class discussions & projects	1%	4%	15%	28%	41%	11%	6117
8	Raising a question in class about something I do not understand	1%	7%	23%	28%	33%	9%	6119
9	Approaching instructors for advice and assistance	1%	5%	17%	27%	40%	11%	6114
10	Finding academic help when I need it	1%	3%	12%	30%	45%	10%	6105
11	Identifying my academic & intellectual strengths and interests	0%	4%	13%	25%	46%	12%	6099
12	Accessing information about academic opportunities such as study abroad, honors, service learning, research programs, etc.	2%	3%	12%	27%	45%	11%	6105
13	Getting involved in campus programs outside of the classroom (i.e. Student Life programming, Trotter Center, ASB, optiMize)	12%	4%	13%	32%	31%	8%	6114
14	Finding ways to be involved in student clubs & organizations	4%	3%	11%	23%	46%	14%	6107
15	Connecting with U-M alumni to help build a professional network	10%	9%	27%	35%	16%	4%	6111
16	Scheduling classes to meet curriculum/degree requirements	0%	5%	17%	27%	40%	11%	6114

Statistic	1	2	3	4	5	6	7	8	9	10	11	12	13	14	15	16
Mean	4.17	4.45	4.36	4.14	4.59	4.05	4.36	4.11	4.34	4.45	4.47	4.43	3.90	4.44	3.50	4.33
Standard Deviation	1.27	1.11	1.10	1.09	0.99	1.10	1.05	1.11	1.06	0.98	1.01	1.08	1.41	1.17	1.25	1.07

**45. Indicate your level of agreement with the following statements:**

#	Question	Strongly Disagree (1)	Disagree (2)	Somewhat disagree (3)	Somewhat agree (4)	Agree (5)	Strongly agree (6)	Total Responses
1	I was prepared academically for U-M	4%	6%	12%	24%	35%	18%	6136
2	I am performing up to my academic potential	4%	8%	17%	29%	31%	12%	6130
3	U-M has a strong commitment to undergraduate education	1%	2%	5%	22%	49%	20%	6130
4	U-M has a strong commitment to diversity	3%	5%	11%	29%	36%	16%	6128
5	Diversity is important at this institution	3%	5%	10%	27%	38%	18%	6129
6	Diversity is important to me	1%	2%	4%	15%	38%	40%	6129

Statistic	I was prepared academically for U-M	I am performing up to my academic potential	U-M has a strong commitment to undergraduate education	U-M has a strong commitment to diversity	Diversity is important at this institution	Diversity is important to me
Mean	4.34	4.12	4.76	4.38	4.47	5.07
Standard Deviation	1.30	1.26	0.98	1.19	1.18	1.02

**46. Based on your experience and observation, rate the general climate for students at U-M along the following dimensions. Campus Climate is:**

#	Question	1	2	3	4	5	6	Total Responses
1	Friendly : Hostile	19%	47%	22%	7%	3%	1%	6141
2	Caring : Impersonal	14%	33%	28%	14%	8%	3%	6136
3	Respectful : Disrespectful	18%	42%	28%	8%	3%	1%	6138
4	Safe : Dangerous	21%	41%	28%	8%	2%	0%	6139

Statistic	Friendly : Hostile	Caring : Impersonal	Respectful : Disrespectful	Safe : Dangerous
Mean	2.31	2.76	2.38	2.32
Standard Deviation	1.03	1.24	1.02	0.98

# Select Supplemental Demographic Data about Respondents

(from University of Michigan official records)

## Residency

	Response	%
In-State	4659	64%
Out-of-State	2571	36%
Total	7230	

## Sex

	Response	%
Male	2637	36%
Female	4593	64%
Total	7230	

## Class Level (based on credit hours as of Winter 2018)

	Response	%
Freshman	765	11%
Sophomore	1930	27%
Junior	1739	24%
Senior	2796	39%
Total	7230	

## Matriculation Status at Entry

	Response	%
Freshman	6365	88%
Transfer	861	12%
Other	4	0%
Total	7230	

## U-M School/College

	Response	%
Taubman (Architecture)	43	1%
Stamps (Art & Design)	126	2%
Ross (Business)	448	6%
Dentistry (Dental Hygiene)	46	1%
Education	48	1%
Engineering	1513	21%
Information	50	1%
Joint degree	1	0%
Kinesiology	249	3%
LSA	4160	58%
Music, Theatre & Dance	193	3%
Nursing	246	3%
Pharmacy	23	0%
Public Health	42	1%
Ford (Public Policy)	42	1%
Total	7230	

## Race/Ethnicity

	Response	%
African American	287	4%
Hispanic/Latino	444	6%
Native American	13	0%
Native Hawaiian/Pacific Islander	4	0%
Asian American	1005	14%
White	4498	62%
2 or More Races	331	5%
Not Indicated/No Data	308	4%
International	340	5%
Total	7230	

## Has Declared a Major

	Response	%
Yes	4754	66%
No	2476	34%
Total	7230	

# UMAY 2018: Additional Demographics from the Survey

## What is your religious/spiritual preference?

	Response	%
No particular religion and not particularly spiritual	1566	25%
Agnostic	562	9%
Atheist	511	8%
Baptist	114	2%
Buddhist	60	1%
Christian Church (Disciples of Christ)	452	7%
Eastern Orthodox	42	1%
Episcopalian	38	1%
Greek Orthodox	36	1%
Hindu	162	3%
Jewish/Orthodox	14	0%
Jewish/Other	190	3%
Jewish/Reformed	251	4%
Lutheran	158	3%
Methodist	129	2%
Mormon	10	0%
Muslim/Other	20	0%
Muslim/Shia	41	1%
Muslim/Sunni	116	2%
Non-denominational Evangelical	215	3%
Presbyterian	142	2%
Quaker	6	0%
Roman Catholic	1059	17%
Russian Orthodox	6	0%
Seventh Day Adventist	7	0%
Sikh	16	0%
Spiritual but not associated with a major religion	127	2%
Taoist	11	0%
Unitarian/Universalist	19	0%
United Church of Christ/Congregational	36	1%
Religious/spiritual preference not listed above. Please specify.	169	3%
Total	6285	100%

## How would you characterize your sexual orientation?

	Response	%
Heterosexual or straight	5362	85%
Gay or lesbian	215	3%
Bisexual	397	6%
Queer	99	2%
Questioning	107	2%
Not listed above (please specify)	94	1%
Total	6274	100%

# Appendix A: UMay Questions in 2018 Summary Report

## Academic Engagement

1. During this academic year, how often have you done each of the following? (7 questions about class experiences)
2. How frequently have you engaged in these activities so far this academic year? (3 questions about faculty interactions)
3. How frequently during this academic year have you done each of the following? (9 questions about class assignments/homework)
4. On average, how much of your assigned course reading have you completed this academic year?

## Student Use of Time

5. During this academic year, how many hours do you spend in a typical week (7 days) on the following activities? (11 questions about time use)
6. During this academic year, what was the average number of hours per night you slept on weeknights?
7. Have you completed or are you now participating in the following activities at U-M? (14 options such as living-learning community, leadership program, study abroad, etc.)

## Research & Creative Scholarly Experience

8. Indicate the following scholarship, research, and creative activities that you are currently doing or have completed as a U-M student.
9. [If “Assisting faculty in conducting research” was selected in Q8] You indicated that you are assisting or have assisted faculty with research. Which of the following best describes the nature of that assistance?
10. [If “Assisting faculty in conducting research” was selected in Q8] Was your assistance with research for... (course credit, pay, etc.)
11. [If “Assisting faculty with their creative project” was selected in Q8] Was your assistance with the creative project for... (course credit, pay, etc.)
12. [If students indicated they conducted their own research/creative project with or without faculty guidance/supervision in Q8] If you communicated the results of your research or creative project, please indicate how you did this.
13. This academic year, how often have you done each of the following? (Appreciate the world from someone else’s perspective, discuss and navigate controversial issues, etc.)

## Campus Climate

14. Please indicate how strongly you agree or disagree with the following statements in terms of yourself. (8 questions related to respect for groups of students)
15. Please select your level of agreement or disagreement with the following statements. (5 questions related to campus climate)

## Evaluation of the Primary Major

16. Were the following factors very important to you in deciding on your major?
17. Thinking back over your coursework in your major this academic year, how often were you required to do the following? (5 questions)
18. Thinking back over your coursework in your major this academic year, how often did you do each of the following? (4 questions)
19. Please answer the following questions about your major. (4 questions)
20. How often have you experienced the following? (7 questions)
21. How satisfied or dissatisfied are you with each of the following aspects of your educational experience in the major? (4 questions)
22. [All students regardless of major declaration] How satisfied or dissatisfied are you with each of the following aspects of your educational experience overall? (13 questions)
23. [All students regardless of major declaration] How many professors do you know well enough to ask for a letter of recommendation in support of an application for a job or for graduate or professional school?

## Evaluation of the Education Experience [for students without a declared major]

24. Thinking back over your coursework this academic year, how often were you required to do the following? (5 questions)
25. Thinking back over all of your coursework this academic year, how often did you do each of the following? (4 questions)
26. How often have you experienced the following? (7 questions)

## Evaluation of the Second Major

27. Were the following factors very important to you in deciding on your second major?
28. Thinking back over your coursework in your major this academic year, how often were you required to do the following? (5 questions)
29. Thinking back over your coursework in your major this academic year, how often did you do each of the following? (4 questions)
30. Please answer the following questions about your second major. (4 questions)
31. Please answer the following questions about your experience in the second major. How often have you experienced the following? (4 questions)
32. How satisfied or dissatisfied are you with each of the following aspects of your educational experience in the major? (4 questions)

## Co-Curricular Experience

33. While a student at the University of Michigan, have you been involved or are you currently involved in a student organization?
34. [If answered "Yes" to Q27] Are you or have you been an officer of a student organization?
35. [If answered "Yes" to Q27] During the current academic year, how often have you done the following activities in a student club or organization of which you are a member? (9 questions)
36. [If answered "Yes" to Q27] Please rate how important your interactions with other students in student clubs and organizations has been to each of the following: (8 questions)

## Academic & Personal Development

37. Please rate your level of proficiency in the following areas when you started at U-M and now. (Writing, analysis, math, etc.)
38. Please rate your level of proficiency in the following areas when you started at U-M and now. (Leadership, research, presentations, etc.)

## Overall Satisfaction

39. How satisfied or dissatisfied are you with the following aspects of your campus experiences/education? (GPA, social life, academic life, cost of college – 4 questions)
40. Please select your level of agreement with the following statements. (Campus climate – 3 questions)

## Plans & Aspirations

41. Which of the following best represents your plans for after graduation? (additional school, work, join military, etc.)
42. What career do you hope to eventually have after you have completed your education? (Select from a list of 19 broad categories)
43. What is the highest academic degree or credential that you plan to eventually earn? (Select from a list of 12 items)

## Items Specific to the University of Michigan

44. How easy or difficult have each of the following been for you at U-M? (Aspects of personal and academic life)
45. Indicate your level of agreement with the following statements. (7 statements regarding campus climate)
46. Based on your experience and observation, rate the general climate for students at U-M along the following dimensions. Campus Climate is: (4 scales of campus climate)

## Select Supplemental Demographic Data about Respondents (from University of Michigan official records)

- Residency
- Class Level
- Sex
- Matriculation Status at Entry
- U-M School/College
- Race/Ethnicity
- Has Declared a Major

## Additional UMay Demographics (from the survey)

- Religious/Spiritual preference
- Sexual orientation